

Dated 13 SEP 2024

The Members,
Union Christian College,
ALWAYE – 683 102.

INDEPENDENT AUDITOR'S REPORT

Qualified Opinion:

We have audited the accompanying financial statements of **THE UNION CHRISTIAN COLLEGE, ALWAYE**, which comprise the Balance sheet as at March 31, 2024, Income and Expenditure Account for the year then ended, and notes to the financial statements, including a summary of significant accounting policies and other explanatory information contained in notes to accounts.

In our opinion and to the best of our information and according to the explanations given to us, and subject to the effects of the matter described in Qualified opinion section of our report and read with Other Notes attached to and forming part of the accounts, the said accounts, read together with the accounting policies and other notes attached thereto, give a true and fair view in conformity with the Accounting Principles generally accepted in India:

- a) In the case of the Balance Sheet, of the state of affairs of the College as at 31st March, 2024,
- b) In the case of Income and Expenditure Account, of the excess of Expenditure over Income for the year ended on that date, and

Basis for Qualified Opinion:

We conducted our audit in accordance with Standards on Auditing (SAs). Our responsibilities under those Standards are further described in the Auditor's Responsibilities for the Audit of the Financial Statements section of our report. We are independent of the entity in accordance with the ethical requirements that are relevant to our audit of the financial statements, and we have fulfilled our other responsibilities in accordance with these requirements.



Qualification:

As stated in Note No.16.1 of Additional Information, a petition filed during the year 2020-21 by certain members of the General Body of The Union Christian College (College) alleging mismanagement and non-compliance of the provisions of Companies Act 2013 was disposed of by the National Company Law Tribunal, Kochi Bench (NCLT) with a direction to appoint an Interim Administrator to manage and carry out the affairs of the College. Writ Petition filed by the College against the said order challenging the jurisdiction of NCLT on the ground that being an entity governed by the Kerala Non-trading Companies Act 1961, on repealing of the erstwhile Companies Act 1956, the provisions of Companies Act 2013 are not applicable to them, was not accepted by the Hon High Court of Kerala (Single Bench). Further appeal filed by the College before the Division Bench of the said Hon Court is pending and an interim administrator as directed by NCLT has not been appointed and status quo has been maintained regarding the management and affairs of the company until such appointment.

Pending final decision in this matter, at this stage, we have not been able to verify compliance of the provisions of Companies Act 2013, if any required, including those relating to the financial statements, to the extent the same may apply to The Union Christian College as a company governed by the Kerala Non-trading Companies Act, 1961.

Subject to the above, we believe that the audit evidence we have obtained is sufficient and appropriate to provide a basis for our opinion.

Responsibilities of Management and Those Charged with Governance for the Financial Statements:

Management is responsible for the preparation of these financial statements that give a true and fair view of the financial position and financial performance in accordance with the accounting principles generally accepted in India and for such, internal control as management determines is necessary to enable the preparation of financial statements that are free from material misstatement, whether due to fraud or error.

In preparing the financial statements, management is responsible for assessing the entity's ability to continue as a going concern, disclosing, as applicable, matters related to going concern and using the going concern basis of accounting unless management either intends to liquidate the entity or to cease operations, or has no realistic alternative but to do so.

Those charged with governance are responsible for overseeing the entity's financial reporting process.

Ss/-



Auditor's Responsibilities for the Audit of the Financial Statements:

Our objectives are to obtain reasonable assurance about whether the financial statements as a whole are free from material misstatement, whether due to fraud or error, and to issue an auditor's report that includes our opinion. Reasonable assurance is a high level of assurance, but is not a guarantee that an audit conducted in accordance with SAs will always detect a material misstatement when it exists. Misstatements can arise from fraud or error and are considered material if, individually or in the aggregate, they could reasonably be expected to influence the economic decisions of users taken on the basis of these financial statements.

As part of an audit in accordance with SAs, we exercise professional judgment and maintain professional skepticism throughout the audit. We also:

- Identify and assess the risks of material misstatement of the financial statements, whether due to fraud or error, design and perform audit procedures responsive to those risks, and obtain audit evidence that is sufficient and appropriate to provide a basis for our opinion. The risk of not detecting a material misstatement resulting from fraud is higher than for one resulting from error, as fraud may involve collusion, forgery, intentional omissions, misrepresentations, or the override of internal control.
- Obtain an understanding of internal control relevant to the audit in order to design audit procedures that are appropriate in the circumstances, but not for the purpose of expressing an opinion on the effectiveness of the entity's internal control.
- Evaluate the appropriateness of accounting policies used and the reasonableness of accounting estimates and related disclosures made by management.
- Conclude on the appropriateness of management's use of the going concern basis of accounting and, based on the audit evidence obtained, whether a material uncertainty exists related to events or conditions that may cast significant doubt on the entity's ability to continue as a going concern. If we conclude that a material uncertainty exists, we are required to draw attention in our auditor's report to the related disclosures in the financial statements or, if such disclosures are inadequate, to modify our opinion. Our conclusions are based on the audit evidence obtained up to the date of our auditor's report. However, future events or conditions may cause the entity to cease to continue as a going concern.



Varma & Varma

Chartered Accountants

4

Materiality is the magnitude of misstatements in the financial statements that, individually or in aggregate, makes it probable that the economic decisions of a reasonably knowledgeable user of the financial statements may be influenced. We consider quantitative materiality and qualitative factors in (i) planning the scope of our audit work and in evaluating the results of our work; and (ii) to evaluate the effect of any identified misstatements in the financial statements.

We believe that the audit evidence obtained by us is sufficient and appropriate to provide a basis for our audit opinion on the consolidated financial statements.

We communicate with those charged with governance regarding, among other matters, the planned scope and timing of the audit and significant audit findings, including any significant deficiencies in internal control that we identify during our audit.

For Varma & Varma
(Firm No.004532S)

*Signed
Name*



CA P.HARIKRISHNANUNNY, B.Com, FCA

M.No.213541

UDIN: 24 213541 BKEJ MX 5053

Address

Partner
M/s. Varma & Varma,
Chartered Accountants
Daiwik Arcade,
Thiruvambady Road,
Punkunnam.P.O.
Thrissur – 680 002.

Place : THRISSUR,

Date : 13 SEP 2024



Ss/-

THE UNION CHRISTIAN COLLEGE, ALWAYS
BALANCE SHEET AS AT 31ST MARCH, 2024

	Note	As at 31.03.2024	As at 31.03.2023
		Rs.	Rs.
I LIABILITIES			
a) Reserves and surplus:	2	20,48,22,092.00	20,76,70,404.33
(1) NON CURRENT LIABILITIES			
(a) Other Long Term Liabilities	3	1,58,91,881.60	1,55,36,040.60
(2) CURRENT LIABILITIES			
(a) Other Current Liabilities	4	3,38,46,455.21	2,61,63,733.81
Total		25,45,60,428.81	24,93,70,178.74
II ASSETS			
(1) NON CURRENT ASSETS			
(a) Property, Plant and Equipment and Intangible Assets			
(i) Property, Plant and Equipment	5	9,06,22,234.84	8,96,04,537.85
(ii) Capital Work in Progress	6	7,56,10,405.00	5,70,36,720.00
(b) Non Current Investments	7	8,57,543.83	8,57,543.75
(c) Long Term Loans And Advances	8	35,46,520.11	30,97,979.21
(2) CURRENT ASSETS			
a) Cash and Bank Balances	9	7,17,20,263.59	8,92,38,730.45
b) Short term Loans and Advances	10	1,22,03,461.44	95,34,667.48
Total		25,45,60,428.81	24,93,70,178.74
Significant Accounting Policies	1		
Additional Information	16		
The Accompanying Notes form an integral part of the Financial Statements			

As per our separate report of even date attached

DIRECTORS



For Varma & Varma
(Firm Regn.No.0045325)



C.A.P.HARIKRISHNANUNNY B.Com,FCA

M.No. 213541

Partner

Chartered Accountants



13 SEP 2024

THE UNION CHRISTIAN COLLEGE,ALWAYE.			
INCOME AND EXPENDITURE ACCOUNT FOR THE YEAR ENDED 31ST MARCH, 2024			
	Note	31.03.2024 (Amount in Rs.)	31.03.2023 (Amount in Rs.)
I. INCOME:			
Revenue From Operations	11	5,18,21,094.06	5,06,52,866.00
Other Income	12	1,15,25,521.46	94,03,050.28
Total Income		6,33,46,615.52	6,00,55,916.28
II. EXPENSES:			
Employee Benefits Expenses	13	78,43,197.12	65,99,332.00
Depreciation and Amortisation Expenses	14	1,16,64,168.01	1,16,88,396.13
Other Expenses	15	7,10,14,220.85	5,07,19,503.58
Total Expenses		9,05,21,585.98	6,90,07,231.71
IV Excess of Income/ (Expenditure) over Expenditure/(Income) for the year carried to Capital Fund		(2,71,74,970.46)	(89,51,315.43)
Significant Accounting Policies	1		
Additional Information	16		

As per our separate report of even date attached

DIRECTORS:



For Varma & Varma

(Firm Regn.No.004532S)



CA.P.HARIKRISHNANUNNY B.Com,FCA

M.No. 213541

Partner

Chartered Accountants

13 SEP 2024



THE UNION CHRISTIAN COLLEGE, ALWAYE

Notes to the Financial Statements for the year ended 31 March 2024

1. Significant Accounting Policies

a) Basis of Accounting

The financial statements are prepared under historical cost convention in conformity with the accounting principles generally accepted in India (Indian GAAP) and are in compliance with the accounting standards as applicable. All assets and liabilities have been classified as current or noncurrent as per the College's normal operating cycle. Based on the nature of products and the time between acquisition of assets for processing and their realisation in cash and cash equivalents, the College has ascertained its operating cycle as 12 months for the purpose of current/non-current classification of assets and liabilities.

b) Use of Estimates

The presentation of the financial statements in conformity with generally accepted accounting principles requires estimates and assumptions to be made that affect the reported amount of assets and liabilities on the date of the financial statements and the reported amount of revenues and expenses during the reporting period. Difference between the actual result and estimates are recognized in the period in which the results are known/materialised.

1. Significant accounting policies:

1. Basis of Accounting

- a) Income recognition: The college is following cash system of accounting in respect of major incomes and expenses, having regard to the special nature of activities undertaken by the college and the uncertainties related to actual collections/ receipts of various incomes and corresponding payments towards expenses which are regulated by Government guidelines, as further detailed below.

DIRECTORS:



As per our separate report of even date attached

13 SEP 2024

3



- b) Property, Plant and Equipment: Assets put to use have been stated at cost less depreciation
- c) Depreciation: Depreciation on Property, Plant and Equipment has been provided on written down value method at the rates adopted by the management taking into consideration the useful life of each assets. Depreciation has been calculated on the value of Property, Plant and Equipment which includes appreciation on revaluation of assets in 1953 and 1977 totally amounting to Rs. 15,13,827.02. Depreciation has also been provided on assets purchased under direct payment system, which is shown in the Note "Property, Plant and Equipment".
- d) Investments: The investments are stated at cost
- e) Grants: Grant received from University Grants Commission is transferred to Capital Fund on utilisation of such grants.
2. Under the direct payment system permitted by Government of Kerala, the College can pay only for expenses within the limits prescribed by the State Government under various heads of expenditure, out of special fees actually collected from students which are required to be deposited in treasury accounts. However, if any amount in excess of limits prescribed by the State Government under each head is incurred, such excess amounts are written off as expenditures of college. As and when grant amounts are received towards the above expenditures, the same are credited in Income and Expenditure account of the relevant year of receipts. The unspent balance of grant pending utilisation is shown under the Note 4 "Other Current Liabilities".

DIRECTORS:




As per our separate report of even date attached

13 SEP 2024



3. The management is meeting various expenses in connection with purchase of equipment, library books and furniture, construction of building, development of playground etc., under the U.G.C grant scheme for which prescribed fixed amount will be reimbursed to the college as Grant-in-aid and the balance amount has to be met by the management out of management funds. Property, Plant and Equipment acquired under the schemes are capitalised and shown under the Note "Property, Plant and Equipment" and the revenue expenses such as contingencies, cost of periodicals etc are written off in the College accounts. As and when the grant amount is received, the same is credited to the concerned grant account and shown as a liability in the Balance Sheet. On utilisation of grant amount towards capital expenditure, an amount equal to grant utilised for capital expenditure is transferred to Capital Fund. If any grant amount is received subsequent to the acquisition of the assets under the grant scheme, the same is credited to the Capital Fund accounts.
4. As per Resolution passed in Governing Body, 1/3rd of the interest received on fixed deposits of various Endowment Funds is credited to various Endowment Funds and only 2/3rd of interest received is credited to Management Income & Expenditure Account of the year.
5. All grants/donations received for acquisition of assets are credited to concerned receipts account pending utilisation and shown under Note 4 "Other Current Liabilities". As and when the assets are acquired out of donation/grants such assets are shown separately in the Balance Sheet.
6. The college does not incur any expenditure by way of salary and other allowances of members of Management Committee. Most of the members of management committee are members of teaching staff, whose salaries and allowances are paid by the Government of Kerala under direct payment system.

DIRECTORS:



As per our separate report of even date attached

13 SEP 2024



THE UNION CHRISTIAN COLLEGE, ALWAYS**NOTES ANNEXED TO AND FORMING PART OF THE ACCOUNTS FOR THE YEAR ENDED 31ST
MARCH, 2024**

	As at 31st March, 2024 Rs.	As at 31st March, 2023 Rs.
--	----------------------------------	----------------------------------

Notes : 2**Reserves and Surplus****A) Capital Funds:**

Balance as per last balance sheet

	19,57,59,414.62	19,15,48,254.05
--	-----------------	-----------------

Add :

1 Transfer from Inter Church Fellowship account

	4,03,087.00	3,44,341.00
--	-------------	-------------

2 Corpus Donation received towards:-

(i). College Development Fund

	85,70,602.00	67,22,750.00
--	--------------	--------------

(ii). Women's Hostel Development Fund

	85,500.00	1,03,500.00
--	-----------	-------------

(iii). Student Amenity Fund

	17,58,150.00	12,36,353.00
--	--------------	--------------

(iv). Centenary Projects

	16,02,930.00	21,65,050.00
--	--------------	--------------

(v) AB Block

	95,00,000.00	-
--	--------------	---

3 Grant Amount Transferred from Grant account on utilisation of Grant by acquiring assets

	21,13,706.13	25,90,482.00
--	--------------	--------------

	21,97,93,389.75	20,47,10,730.05
--	-----------------	-----------------

Add : Excess of (Expenditure)/Income over (Income)/Expenditure for the year transferred from Income and Expenditure account.

	(2,71,74,970.46)	(89,51,315.43)
--	------------------	----------------

[A]

	19,26,18,419.29	19,57,59,414.62
--	-----------------	-----------------

B) Capital Reserve :

Opening Balance (Represents assets purchased under Direct Payment System)

	99,10,989.71	96,02,257.71
--	--------------	--------------

Add : Reserve created during the year in respect of fixed assets acquired by utilising special fees

	2,92,683.00	3,08,732.00
--	-------------	-------------

[B]

	1,02,03,672.71	99,10,989.71
--	----------------	--------------

C) Gratuity Reserve :

Gratuity Reserve (Management)

[C]

	20,00,000.00	20,00,000.00
--	--------------	--------------

TOTAL**[A+B+C]**

	20,48,22,092.00	20,76,70,404.33
--	-----------------	-----------------

DIRECTORS

As per separate report of even date attached

13 SEP 2024



THE UNION CHRISTIAN COLLEGE, ALWAYSNOTES ANNEXED TO AND FORMING PART OF THE ACCOUNTS FOR THE YEAR ENDED 31ST
MARCH, 2024NOTE : 3Other Long Term LiabilitiesENDOWMENT FUNDS:

	As at 31st March,2024 Rs.	As at 31st March,2023 Rs.
Mrs.Aley Mathew Memorial Endowment fund	2,890.00	2,843.00
Dr.A.K.Baby Endowment fund	15,626.00	15,370.00
Helping needy non-teaching staff fund	5,041.00	4,958.00
Sri.P.Achuthan Pillai Memorial Scholarship fund	7,813.00	7,685.00
Sri.P.K Narayana Menon Endowment fund	1,651.00	1,624.00
Sri. Boobilie Scholarship fund	3,714.00	3,653.00
Sri. George John Memorial Endowment fund	199.00	196.00
Rt.Rev. Titus II Marthoma Metropolitan Scripture prize fund	162.00	159.00
K.C. Chacko Memorial Scholarship fund	9,731.00	9,571.00
Sri.K. Jacob Memorial Scholarship fund	2,488.00	2,447.00
Prof. T.C.Joseph Memorial Prize fund	1,591.00	1,565.00
Smt.Chechamma Memorial Scholarship fund	68,709.00	67,583.00
Sree Jeevan Mathew Memorial fund	1,563.00	1,537.00
Prof.Varghese Ittiara fund	1,984.00	1,951.00
Prof.T.S.Venkitaraman Memorial Endowment fund	1,563.00	1,537.00
Smt.Seshammal Anantharaman Memorial fund	1,563.00	1,537.00
Prof.T.B.Thomas Endowment fund	16,564.00	16,292.00
Oravackal Sri.Mathai Memorial Endowment fund	7,130.00	7,013.00
Rt.Rev.Dr.Alexander Marthoma Metropolitan Prize fund	15,128.00	14,880.00
Smt. Kunchiamma Memorial Scholarship fund	8,207.00	8,072.00
Dr.O.M.Mathan Endowment fund	5,470.00	5,380.00
Prof. P.G.Kesavan Potti Endowment fund	7,813.00	7,685.00
Smt.C.L.Lakshmikutty Amma Memorial Endowment fund	7,813.00	7,685.00
Sri.A.V.Kakunni Memorial Endowment fund	1,563.00	1,537.00
Smt. C.L.Saraswathiamma Scholarship fund	15,626.00	15,370.00
Smt.Baby Kakunni Memorial Endowment fund	1,563.00	1,537.00
Sri.Kuttipuzha Krishna Pillai Memorial Endowment fund	15,626.00	15,370.00
Sri.M.M.Chерian Memorial Endowment fund	15,626.00	15,370.00
Sri.Ittiarah Memorial Endowment fund	782.00	769.00
Rev.Fr.T.K.Alias Endowment fund	3,908.00	3,844.00
Sri.K.Govindankutty Menon Endowment fund	1,31,683.00	1,29,524.00
Sri.T.C.Joseph Memorial Endowment fund	8,124.00	7,991.00

DIRECTORS:

As per separate report of even date attached

13 SEP 2024

7



THE UNION CHRISTIAN COLLEGE, ALWAYS**NOTES ANNEXED TO AND FORMING PART OF THE ACCOUNTS FOR THE YEAR ENDED 31ST MARCH, 2024**

	As at 31st March,2024 Rs.	As at 31st March,2023 Rs.
Dr.Joyce Mathew Endowment fund	7,813.00	7,685.00
Prof.Alexander Moffats Memorial Endowment fund	1,59,390.00	1,56,777.00
Dr.M.V.Kurian Endowment fund	16,250.00	15,984.00
Sri.D.Sunil Memorial Endowment fund	8,124.00	7,991.00
Dr.G.Velayudhan Thampi Endowment fund	8,124.00	7,991.00
Sri.M.Thomman Memorial Endowment fund	18,762.00	18,454.00
Sri.Boby Varghese Memorial Endowment fund	16,150.00	15,885.00
Sri.N.C.Chacko Endowment fund	12,501.00	12,296.00
Dr.A.M.Chacko Endowment fund	60,944.00	59,945.00
Dr.P.M.Mathai Endowment fund	7,970.00	7,839.00
Mrs.Leela.B.Menon Endowment fund	7,813.00	7,685.00
Dr.Kuruvila Memorial fund	17,187.00	16,905.00
Sri.K.P. Mathew Endowment fund	89,852.00	88,379.00
Marthoma Church Endowment fund	7,335.00	7,215.00
Sri.Ajay Joseph Memorial Endowment fund	7,813.00	7,685.00
Liberty loan scholarship Endowment fund	2,98,980.00	2,94,079.00
Prof.C.G.Varghese Endowment fund	15,626.00	15,370.00
Prof.P.V.Narayana Naboodiri Endowment fund	15,626.00	15,370.00
Krishnakumar Memorial Endowment fund	11,721.00	11,529.00
Dr.M.S.Ramachandran Nair Endowment fund	78,215.00	76,933.00
Trinity Scholarship in Maths	1,56,266.00	1,53,704.00
Trinity Foundation Scholarship	1,56,266.00	1,53,704.00
Trinity Foundation Aid fund	1,56,266.00	1,53,704.00
Dr.V.K.Alexander Prize fund	14,398.00	14,162.00
Dr.Abraham.C.Kulangara Endowment fund	23,439.00	23,055.00
Prof.M.G. Koshy Endowment fund	15,626.00	15,370.00
Smt.Annamma Nediyaikalayil	15,626.00	15,370.00
Josjin Jose Endowment fund	7,813.00	7,685.00
N.R.Kesavamenon Endowment fund	7,813.00	7,685.00
English Department Endowment fund	46,879.00	46,110.00

DIRECTORS:

As per separate report of even date attached

1-3 SEP 2024

8



THE UNION CHRISTIAN COLLEGE, ALWAYSNOTES ANNEXED TO AND FORMING PART OF THE ACCOUNTS FOR THE YEAR ENDED 31ST
MARCH, 2024

	As at 31st March,2024 Rs.	As at 31st March,2023 Rs.
T.D.Nainan fund for campus beautification	1,56,266.00	1,53,704.00
Rev.C.M.Kuruvilla Endowment Fund for Maths	1,56,266.00	1,53,704.00
P.G.Nair Endowment for Malayalam (Treated Separately)	29,29,783.00	29,29,783.00
P.G.Nair Loan Scholarship	3,12,525.00	3,07,402.00
Middents Scholarship	1,40,638.00	1,38,332.00
Dr.Alexander Zachariah Loan for Scholarship	41,745.00	41,061.00
Dr.T.K.Avirah Endowment fund	15,626.00	15,370.00
Prof.T.N.Vijayan and Prof. Ittoop Mathew Scholarship	15,626.00	15,370.00
Prof. N. Lakshmikutty Endowment fund	9,376.00	9,222.00
Dr.D.P.Unni Scholarship fund	7,81,311.00	7,68,503.00
Rev.C.M.Jose Scholarship fund	9,376.00	9,222.00
Rev.Prof.K.C. Mathew Scholarship fund	15,626.00	15,370.00
His Excellency Dr.P.C. Alexander Scholarship fund	1,56,266.00	1,53,704.00
Prof. T.R.AnanthaRaman Endowment fund	1,91,334.00	1,88,197.00
Middents endowment account	37,184.00	36,574.00
E.L.Saraswathiyamma Scholarship fund	1,11,562.00	1,09,733.00
O. Abraham Endowment Fund	12,501.00	12,296.00
K.K Abraham Endowment Fund	7,813.00	7,685.00
Mathew Koshy Endowment Fund	15,626.00	15,370.00
B.Sc Physics 1992-95 batch Endowment fund	1,06,854.00	1,05,102.00
K E John Endowment fund	15,626.00	15,370.00
Thonakkal Narayanan Endowment fund	15,626.00	15,370.00
Prof : P.M.Mathai Endowment Fund	1,52,353.00	1,49,855.00
Kano Yamo Moto Endowment Fund	1,98,616.00	1,95,360.00
T.Oommen Benjamin Endowment Fund	95,440.00	93,875.00
Platinum Jubilee Endowment Fund	1,46,148.00	1,43,752.00
Prof: Aleyamma Itti Sports Endowment Fund	24,910.60	24,502.60
Prof: Mohan Thomas Endowment	39,113.00	38,472.00
Pfof:N.I. Thomas Endowment	10,140.00	9,974.00
Prof: A.N Muraleedhara Shenayi Endowment	10,140.00	9,974.00

DIRECTORS:

As per separate report of even date attached

13 SEP 2024

9



THE UNION CHRISTIAN COLLEGE, ALWAYS**NOTES ANNEXED TO AND FORMING PART OF THE ACCOUNTS FOR THE YEAR ENDED 31ST
MARCH, 2024**

	As at 31st March,2024 Rs.	As at 31st March,2023 Rs.
Prof: T.B Thomas Endowment	5,670.00	5,577.00
Korean Scranton Endowment	16,283.00	16,016.00
Prof.N.Geethakumari Endowment	14,175.00	13,943.00
Pree-Degree 1999-2001 Group 1 Batch Endowment Fund	28,351.00	27,886.00
Mathew Koshy Endowment	1,38,976.00	1,36,698.00
Prof.Roshni Mathew Maliackal Endowment	13,840.00	13,613.00
John varghese-Boby Varghese Scholarship	27,344.00	26,896.00
MSC chemistry (1982-84) Batch Students scholarship	16,379.00	16,110.00
BSC chemistry (1979-82) Batch Students	88,682.00	87,228.00
Vijayasree Menon Endowment	20,427.00	20,092.00
Dr.Varghese John Endowment	14,472.00	14,235.00
Dr. Thomas P Zachariah - Endowment	13,907.00	13,679.00
REV.Prof.K C Mathew	19,659.00	19,337.00
T R Anantharaman & Seshambal Endowment - Chemistry	3,92,308.00	3,85,877.00
Dr. K K Leelamma	12,988.00	12,775.00
Dr. Abraham C Kulangara	9,95,535.00	9,79,215.00
Vinod Memorial Scholarship	45,371.00	44,627.00
CME Alumni Endowment	21,874.00	21,515.00
Sarath Chandra Menon	63,944.00	62,896.00
N. Sasidharan Nair Endowment	12,746.00	12,537.00
K.C Chacko Endowment	8,10,845.00	7,97,552.00
Reshmi Varghese Memorial Endowment	78,783.00	77,491.00
Dr.Sheelakumari Isacc Endowment	66,270.00	65,184.00
Dr.Raju K John Endowment	1,23,869.00	1,21,838.00
86-89 Physics Batch Endowment	37,162.00	36,553.00
Dept.Of Physics Endowment(L.Sushama,V.K.Subadra & Mary Poulouse)	61,935.00	60,920.00
N Sacchidanandha Kamath Endowment	11,817.00	11,623.00
Aruvamudham Ayyengar Endowment for Economics Department	1,17,319.00	1,15,396.00
Aruvamudham Ayyengar Endowment for English Department	1,17,319.00	1,15,396.00
Aruvamudham Ayyengar Endowment for College	2,34,635.00	2,30,789.00
Dr A M Chacko Endowment for Non Teaching Staff	1,16,712.00	1,14,799.00
TA Ramaswamy Endowment	1,18,524.00	1,16,581.00

DIRECTORS:

As per separate report of even date attached

13 SEP 2024

10



THE UNION CHRISTIAN COLLEGE, ALWAYSNOTES ANNEXED TO AND FORMING PART OF THE ACCOUNTS FOR THE YEAR ENDED 31ST
MARCH, 2024

	As at 31st March,2024 Rs.	As at 31st March,2023 Rs.
Anila E I,Kesavanpotty Endowment Scholarship	23,625.00	23,238.00
T O Abdulla Endowment	3,88,044.00	3,81,683.00
Dr K C Chacko Education Endowment	4,19,259.00	4,12,386.00
Kuruvila Varghese	11,563.00	11,373.00
Dr. Raju K John	57,820.00	56,872.00
Paramen Lekshmi memorial	28,446.00	27,980.00
Thara K Simon	1,13,014.00	1,11,161.00
Lilly Mammen	27,967.00	27,509.00
K Kuruvila	33,486.00	32,937.00
M.E Mathew Endowment	56,247.00	55,325.00
Sosamma Philip	1,12,076.00	1,10,239.00
Mathew Kurian Endowment	5,24,460.00	5,15,862.00
Kuwait Alumini	21,221.00	20,873.00
Vijay Pillai	2,22,840.00	2,19,187.00
Latha mathew to M.E mathew endowment fund	55,703.00	54,790.00
Dr.Sunny Kuriakose	55,054.00	54,151.00
Sanjay R Remanan	43,955.00	43,234.00
Latha mathew to M.E mathew endowment fund	57,233.00	56,295.00
John Thekkekkara Simon	1,04,730.00	1,03,013.00
Dr. E I Anila Endowment	1,04,521.00	1,02,808.00
Justice John Mathew Endowment	2,07,892.00	2,04,484.00
O M Mathew Abraham Endowment	10,386.00	10,216.00
Mrs. Minu Thomas Endowment'S Funds	1,08,026.00	1,06,255.00
Mrs. Susan mathew IAS (Retd)	4,67,227.00	4,59,568.00
Sinu Varghese Endowment	5,28,898.00	5,20,228.00
Syrian George	3,17,414.00	3,12,210.00
Prof. Roshni Mathew Maliyekkal	45,228.00	-
Dr Rajan Varughese	1,00,507.00	-
	1,58,91,881.60	1,55,36,040.60

DIRECTORS:

As per separate report of even date attached

13 SEP 2024



THE UNION CHRISTIAN COLLEGE, ALWAYS**NOTES ANNEXED TO AND FORMING PART OF THE ACCOUNTS FOR THE YEAR ENDED 31ST
MARCH, 2024**

	As at 31st March, 2024 Rs.	As at 31st March, 2023 Rs.
Notes : 4		
Other Current Liabilities:		
Grants and other amounts received pending utilisation:-		
UBCHEA Grant	10,02,362.00	10,02,362.00
UCCAANA Grant	17,09,757.00	17,11,865.00
Presbyterian Church Internship	5,51,042.36	5,51,042.36
Grant for CHPCD January Programme	1,07,476.00	1,07,476.00
Grant for Mangalavanam Project	26,500.00	26,500.00
Ford Foundation for Pathways to Higher Education	1,14,515.00	1,14,515.00
Travel Grant to Librarian	15,805.00	15,805.00
Aleyamma Memorial library collection	61,056.00	61,056.00
Mess Reserve fund	3,36,505.30	3,27,055.30
College Union fund	5,960.00	5,960.00
UCCAANA Grant- AB Block	47,53,009.87	-
Old Students Association	22,800.00	-
Caution Money deposit	94,57,019.65	93,32,824.65
Security deposits	3,50,519.79	2,84,400.00
Amount payable to Teaching & Non-Teaching Staff (Examination)	13,65,294.35	17,36,785.35
Loan from Parent Teachers Association fund	250.00	250.00
Television Deposit from Chacko hostel	23,520.00	23,520.00
Mess advance from students	3,77,858.00	3,17,458.00
UGC Botany MRP - Pending adjustment	2,624.00	2,624.00
Refundable deposit from MCA students	2,50,000.00	2,50,000.00
Advances Collected repayable to Students	4,262.00	4,262.00
Earnest Money Deposit	51,254.00	51,254.00
Fees Advance - Self Financing course	6,34,699.48	4,88,364.00
K.K.Leelamma	123.00	123.00
Unspent balance under direct payment system	81,10,791.26	61,87,612.26
Amount payable to Teaching & Non-Teaching Staff	5,901.00	5,901.00
Hostel fee of Sports students payable to Management	7,715.00	7,715.00
Planning forum	561.25	561.25
E-grant refundable to Government	6,465.00	6,465.00
Grant to women cell	13,705.00	13,705.00
Overhead charges payable	42,845.00	-
Donation from SSIF to K.P.Malini	1,000.00	1,000.00
Rejimon.P.M. (University Research Scholarship)	1.00	1.00
Rajarathnam Memorial Scholarship	10,000.00	10,000.00
Scholarship payable	2,460.00	2,460.00
Tender form fee Payable	516.00	516.00

DIRECTORS:

As per separate report of even date attached

12

13 SEP 2024



THE UNION CHRISTIAN COLLEGE, ALWAYS**NOTES ANNEXED TO AND FORMING PART OF THE ACCOUNTS FOR THE YEAR ENDED 31ST
MARCH, 2024**

	As at 31st March, 2024 Rs.	As at 31st March, 2023 Rs.
Co-circular training programme	3,180.00	3,180.00
Tuition Fee Refundable	2,89,640.00	2,89,640.00
Tuition fee payable to University	1,24,002.25	1,25,947.25
Sherly Thomas	7,000.00	7,000.00
K.C Poulse	18,932.00	18,932.00
Saju Mathew - Dept Of Malayalam	16,250.00	16,250.00
Psychological Department	3,628.00	3,628.00
GST Payable	5,05,436.75	7,04,494.75
Exam Fee Collected from Students	4,14,701.00	3,73,357.42
Retention Money from Contractors	5,54,019.00	5,31,119.00
TDS Payable	68,914.00	50,820.00
Fisheries Scholarship	43,715.00	43,715.00
Shinoj	100.00	100.00
Mathai & Mathai	1,98,450.00	1,71,900.00
M.I. PUNNOOSE ADV/RF	-	-
Ajalesh B Nair	-	-
Sports Allowance Payable	3,50,750.00	-
MCA Exam Fee Payable	1,59,821.56	3,83,521.00
Kerala Flood Cess Payable	71.00	71.00
Rent Refundable	66,869.00	66,869.00
Little Big Films	10,700.00	10,700.00
Rajalakshmi Memorial Endowment Fund (Payable)	20,000.00	10,000.00
Amount Repayable to David Saj Mathew	2,552.00	2,552.00
PLJB Rent advance received	2,60,500.00	1,60,500.00
Sanjo Stephen (Mechanic - Physics)	3,379.00	3,379.00
Professional book center	52,672.00	33,834.00
Smart bridge	1,47,420.00	1,47,420.00
Live Electricals	20,469.00	-
U C College Alumni Association Fund	1,79,600.00	-
Provident Fund Payable	2,77,979.00	-
ESI Payable	8,479.00	-
MBA Exam fees payable	83,890.56	-
University Fee at the Time of Admission	38,539.30	-
Other Payables	4,88,622.48	3,53,366.22
	<u>3,38,46,455.21</u>	<u>2,61,63,733.81</u>

NOTE : 5**Property, Plant And Equipment****(Separate Sheet Attached)**

DIRECTORS

As per our separate report of even date attached.

13 SEP 2024

13



THE UNION CHRISTIAN COLLEGE, ALWAYS**NOTES ANNEXED TO AND FORMING PART OF THE ACCOUNTS FOR THE YEAR ENDED 31ST
MARCH, 2024**

	As at 31st March, 2024 Rs.	As at 31st March, 2023 Rs.
NOTE : 6		
Capital Work-In-Progress		
Building		
New Academic Block	3,21,29,857.00	1,26,38,850.00
MCA Block	2,65,07,166.00	2,64,21,593.00
CT Benjamin Hostel	1,22,39,535.00	1,22,39,535.00
MB Block	29,61,276.00	27,27,776.00
Basket Ball court	-	12,87,245.00
Gymnasium Building	10,29,857.00	10,09,207.00
Hockey Court	3,50,720.00	3,20,520.00
Tennis Court	3,91,994.00	3,91,994.00
	7,56,10,405.00	5,70,36,720.00
NOTE : 7		
Non Current Investments :		
In Unit Trust of India		
4720 fully paid up units of Rs.115/- each	5,42,800.00	5,42,800.00
970 fully paid up units of Rs.169/- each	1,64,263.83	1,64,263.83
1320 fully paid up units of Rs.114/- each	1,50,480.00	1,50,479.92
	8,57,543.83	8,57,543.75
Note : 8		
Long Term Loans And Advances		
Capital Advances	27,94,805.00	24,84,570.00
Income Tax Deducted at source	7,51,715.11	6,13,409.21
	35,46,520.11	30,97,979.21

DIRECTORS:



As per our separate report of even date attached.

13 SEP 2024



THE UNION CHRISTIAN COLLEGE, ALWAYS**NOTES ANNEXED TO AND FORMING PART OF THE ACCOUNTS FOR THE YEAR ENDED 31ST
MARCH, 2024**

NOTE : 9	As at		As at	
a) Cash and Bank Balances	31st March,2024		31st March,2023	
	Rs.		Rs.	
<u>I. Cash On Hand</u>				
College	1,75,612.00		88,381.00	
Management	4,100.00	1,79,712.00	4,100.00	92,481.00
<u>ii. Bank Balances</u>				
Scheduled Banks:				
In Current Accounts	58,26,304.73		32,51,225.94	
In Savings Bank Accounts	2,69,53,207.95		4,62,12,682.10	
In Fixed deposit Accounts	2,92,98,401.54		2,96,35,864.94	
Others :				
In Savings Bank Accounts	55,407.00		53,523.00	
In Fixed deposit Accounts	35,84,608.37		36,07,755.47	
Govt.Treasury:				
Caution money-Account No. 799011700000	45,05,208.00		62,59,775.00	
Personal Deposit Accounts:				
Special fees			-	
SC/ST & OEC Stipend			-	
PD A/C-799011800008072	13,17,414.00		1,25,423.00	
University Grants Commission			-	
		7,15,40,551.59		8,91,46,249.45
Total [I+II]		7,17,20,263.59		8,92,38,730.45

DIRECTORS:

As per our separate report of even date attached.

13 SEP 2024

THE UNION CHRISTIAN COLLEGE, ALWAYS**NOTES ANNEXED TO AND FORMING PART OF THE ACCOUNTS FOR THE YEAR ENDED 31ST MARCH, 2024**

Note :10	As at	As at
<u>Short Term Loans and Advances</u>	31st March,2024	31st March,2023
	Rs.	Rs.
(Advances Recoverable in Cash or in kind or for value to be received and considered good)		
Advance to various Departments	29,95,134.12	15,04,908.12
Advance to Non Teaching Staff	8,04,346.80	6,99,389.80
Advance to Guest Lecturers	24,03,091.96	16,51,420.00
Advance for Project	2,91,825.00	2,81,825.00
Staff Advance	1,24,820.00	1,24,820.00
Excess spent under direct payment system	31,37,002.01	24,92,518.01
Excess Spent (Scholarship)	6,55,369.00	6,55,369.00
Deposits	16,03,622.15	16,03,622.15
Amount receivable from students against mess bill	78,036.50	4,12,636.50
Retention money - K C Poulouse	727.00	727.00
Educational Loan	74,350.00	74,350.00
Housing Loan- Indian Bank	200.00	200.00
LIC - Teaching staff	3,441.90	3,441.90
Janatha Agencies	7,171.00	7,171.00
Others	2,055.00	-
University Fee Receivable	22,269.00	22,269.00
	1,22,03,461.44	95,34,667.48

Note : 11	For the year	For the year
<u>Revenue From Operations</u>	31.03.2024	31.03.2023
	Rs.	Rs.
<u>Income from Self Financing Courses</u>		
Master in Computer Application (MCA)	1,45,91,006.00	1,66,58,343.00
M.Sc. Bio-Technology	52,90,985.00	38,91,148.00
M.Sc. Bio-Informatics	45,26,493.00	30,81,920.00
B.Sc. Computer Maintenance	36,65,782.00	30,90,475.00
BSc. BT & SP Course	28,09,129.00	23,92,420.00
B.A. History Archaeology & Museology	1,75,800.00	1,02,000.00
B.Com Taxation	61,40,329.06	54,56,440.00
Master In Business Administration (MBA)	1,46,21,570.00	1,59,80,120.00
	5,18,21,094.06	5,06,52,866.00

DIRECTORS

As per our separate report of even date attached.

13 SEP 2024

16



THE UNION CHRISTIAN COLLEGE, ALWAYS**NOTES ANNEXED TO AND FORMING PART OF THE ACCOUNTS FOR THE YEAR ENDED 31ST
MARCH, 2024**

	For the year 31.03.2024 Rs.	For the year 31.03.2023 Rs.
Note : 12		
Other Income		
Management		
Fee from Research scholars	25,850.00	78,950.00
Dividend received from Unit Trust of India	-	68,667.32
Interest received on Fixed Deposits	11,32,998.00	12,27,482.60
Interest received on savings bank deposits	11,98,407.10	12,80,726.00
Collection from hostels	43,61,938.00	40,28,306.00
Rent received from let out buildings	10,61,190.00	7,93,435.00
Electricity and water charges collected	11,292.00	10,102.00
Miscellaneous income	23,00,023.03	12,32,554.74
Donations received	1,35,000.00	5,000.00
PHD Course Income (Net)	-	40,700.00
SC/ST/OEC, Lakshadweep and Sports students (Net)	1,79,837.00	-
Total (A)	1,04,06,535.13	87,65,923.66
College		
Interest received	1,29,165.33	1,34,882.90
Miscellaneous Income	5,991.00	27,493.72
Total (B)	1,35,156.33	1,62,376.62
Platinum Jubilee Auditorium		
Service charges received	9,83,830.00	4,74,750.00
Total (C)	9,83,830.00	4,74,750.00
Total (A+B+C)	1,15,25,521.46	94,03,050.28
Note : 13		
Employee Benefits Expenses		
(i) Salaries and Wages	70,29,659.00	55,18,067.00
(ii) Contribution to Provident Fund and Other Funds	7,66,368.12	10,81,265.00
(iii) Staff Welfare Expenses	47,170.00	-
	78,43,197.12	65,99,332.00
Note : 14		
Depreciation And Amortisation Expenses		
On own assets	3,57,537.85	3,64,608.97
On assets acquired under direct payment system	43,96,283.27	49,57,927.90
On Management Assets	69,10,346.89	63,65,859.26
	1,16,64,168.01	1,16,88,396.13

DIRECTORS:

As per our separate report of even date attached.

13 SEP 2024


17



THE UNION CHRISTIAN COLLEGE, ALWAYSNOTES ANNEXED TO AND FORMING PART OF THE ACCOUNTS FOR THE YEAR ENDED 31ST
MARCH, 2024

	For the year 31.03.2024 Rs.	For the year 31.03.2023 Rs.
Note : 15		
<u>Other Expenses</u>		
<u>Management</u>		
Printing and stationery	3,01,465.00	3,81,493.00
Postage and Telephone	11,568.05	10,948.00
Hostel and mess establishment expenses	6,60,095.00	4,15,920.00
Repairs and upkeep of college assets	1,82,60,565.00	54,01,353.80
Electricity charges	15,72,267.90	14,39,511.60
Travelling expenses	3,08,326.00	2,46,598.00
Advertisement charges	2,45,746.00	97,385.00
Property tax	1,11,764.00	1,85,458.00
P.G. Nair Endowment Expenses (Net)	3,34,634.00	9,034.00
SC/ST/OEC, Lakshadweep and Sports students (Net)	-	11,93,891.00
Bank charges	58,481.39	18,597.43
Auditor's Fee		
College & Management	2,00,000.00	2,00,000.00
Platinum Jubilee	10,000.00	10,000.00
For Certification work	84,000.00	20,000.00
For Management Services	40,000.00	40,000.00
For Other Matters	40,000.00	14,000.00
For Travelling and out of pocket expenses	98,041.00	59,132.00
Gst on the above	67,320.00	51,120.00
PHD Course Income (Net)		-
Professional and Legal charges	7,17,655.00	12,01,000.00
Expenditure of Self Financing Courses	3,42,15,309.88	2,72,25,874.90
Miscellaneous expenses	78,23,675.91	46,35,105.68
EPF penalty paid		9,68,713.00
Centenary Celebration Expenses (Net)		11,54,249.01
Watch and Ward and Cleaning charges	47,67,838.00	38,35,401.00
Global Academic Carnival expenses	64,340.00	67,693.00
Green audit		50,000.00
GST paid		5,68,780.31
Total (A)	6,99,93,092.13	4,95,01,258.73

DIRECTORS:



As per our separate report of even date attached.

13 SEP 2024

18



THE UNION CHRISTIAN COLLEGE, ALWAYS**NOTES ANNEXED TO AND FORMING PART OF THE ACCOUNTS FOR THE YEAR ENDED 31ST
MARCH, 2024**

<u>College</u>	ended 31.03.2024 Rs.	ended 31.03.2023 Rs.
Printing and stationery	42,135.00	33,268.00
Postage and Telephone	6,228.95	42,577.00
Electricity charges	8,99,306.10	9,59,674.40
Travelling expenses	7,340.00	11,385.00
Bank charges	4,210.67	4,291.45
Professional charges	4,180.00	-
Fines and Penalties	6,282.00	-
Interest Paid	-	44,623.00
Total (B)	9,69,682.72	10,95,818.85
 <u>Platinum Jubilee Auditorium</u>		
Cleaning & Other Expenses	51,446.00	1,22,426.00
Total (C)	51,446.00	1,22,426.00
Total (A+B+C)	7,10,14,220.85	5,07,19,503.58

DIRECTORS:

[Handwritten signatures of four directors]

As per our separate report of even date attached.




13 SEP 2024

16. Additional Information:

1. The Union Christian College, Aluva ("UC College" or "College") was established in 1921 under Section 263 of the Travancore Companies Regulation, 1092 M.E. by a Christian association of members representing certain churches and inter-church fellowship and registered as an Association limited by guarantee with the main object of imparting the highest levels of education to all. This law was succeeded by Travancore Companies Act, 1114 M.E.

On repeal of the Travancore Companies Act, 1114 M.E., the Kerala Non-Trading Companies Act, 1961 was enacted, as per which existing non-trading entities formed under such earlier law with objects confined to the State of Kerala were brought under the ambit of the said new statute, and also deemed to be registered under the Companies Act, 1956, which shall, mutatis mutandis, and subject to the modifications specified, be applicable to the State of Kerala under the jurisdiction of the Registrar that the Government of Kerala may appoint. Further, as per the said new statute, every company other than a trading company with objects confined to the State of Kerala registered under Companies Act, 1956 before commencement of the said new enactment was deemed to have been validly and lawfully registered as if the said new statute in so far as it relates to such companies were passed by the State Legislature. Since inception, UC College being a non-trading not for profit entity has been functioning in accordance with the provisions of the laws to the extent considered applicable to such an entity from time to time, and the financial statements are being prepared in accordance with the generally accepted accounting practises based on the principles of consistency and prudence as applicable to such an entity. As per legal advice, even after repeal of the Companies Act 1956 in 2013, the existing provisions of the Kerala Non-Trading Companies Act 1961 alone will continue to apply to entities like UC College, as the provisions of the new Companies Act 2013 have not been made applicable to them.

DIRECTORS:



As per our separate report of even date attached


13 SEP 2024



Several modifications/changes have been made in the Memorandum and Articles of Association as well as in the Regulations and Byelaws governing the College from time to time to be compliant with various applicable legislations including the Companies Act 1956 and Kerala University Act (as amended from time to time) to the extent considered applicable to the UC College. As per the constitution of the college (Memorandum & Articles of Association), management responsibilities are vested in the Board of Directors consisting of General Body members elected annually together with certain functional members. Also, as per the constitution of the college, the income and property of UC College shall be applied solely for the objects and no portion shall be paid or transferred by way of dividend, bonus or otherwise (except for normal remuneration) to the members in any capacity and the college has been granted exemption under the Income Tax law as a charitable entity.

During the year 2020-21, certain members of the General Body petitioned the National Company Law Tribunal, Kochi Bench ("NCLT") alleging mismanagement and non-compliance with provisions of the Companies Act 2013, based on which NCLT passed an interim order dated 22nd June 2020 directing that an interim administrator be appointed to manage and carry on the affairs of the college. UC College filed a writ petition before the Hon High Court of Kerala, challenging the applicability of Companies Act 2013 and consequent jurisdiction of NCLT, which was disposed by a Single Bench Order dated 24.9.2020 upholding the applicability of the Companies Act 1956 to the extent it is not inconsistent with Act of 1961 and with necessary changes. The Single Bench order also held that Companies Act, 2013 being the successor to Companies Act, 1956 will apply to UC College following the repeal of the earlier Companies Act 1956 in a similar manner.

DIRECTORS:



As per our separate report of even date attached

13 SEP 2024




UC College has been legally advised that the view adopted in the Single Bench decision of the Hon High Court that there would be a legislative vacuum unless the Companies Act 2013 is made applicable to entities governed by the Kerala Non-trading Companies Act 1961, is not legally sustainable, based on which an appeal has been filed before the Division Bench of the Hon'ble High Court, which is pending and accordingly an interim administrator as directed by NCLT has not been appointed and status quo has been maintained regarding the management and affairs of the company until such appointment.

Pending final decision in the afore stated matters, the financial statements for the year have been drawn up in the manner and format hitherto followed applying the same accounting principles and standards consistently adopted in the earlier years.

2. In the opinion of the management, the current assets, loans and advances have the value at which they are stated in the Balance Sheet, if realised in the ordinary course.
3. The Income and Expenditure account of college does not include the amount received and spent under direct payment system. Receipts during the year were Rs.12,08,99,565.00 /- (Schedule AA) and the payments during the year were Rs. 11,88,91,799.00 /- (Schedule BB).
4. The unspent amount under direct payment system is shown under the Note 4 "Other Current Liabilities" in the Balance Sheet and Excess payment under direct payment system is shown Note10 "Short term Loans and Advances".

DIRECTORS



As per our separate report of even date attached

13 SEP 2024



5. The Income and Expenditure account of college does not include expense out of the grants received. Grants received for expenses during the year were Rs 51,17,799.00 /- (Schedule CC). Amount utilised out of grants received for expenses were Rs 58,48,815.00 /- (Schedule DD).
6. The unspent amount of grants received is shown under the Note 4 "Other Current Liabilities" in the Balance Sheet and the excess payment is shown under Note 10 "Short term Loans and Advances".
7. Under the direct payment system, the special fees collected from students are deposited in treasury account, and the college can acquire Property, Plant and Equipment for various departments by utilising the same. As and when assets are acquired out of special fees, such assets are shown separately in the Balance Sheet. During the year ended 31.03.2024 Rs 2,92,683.00 was spent out of special fees received for acquisition of Property, Plant and Equipment.
8. Donation received from parents of students for College Development Fund, Student Amenity Fund, and donation to Women's Hostel Development Fund are treated as capital receipts and credited to Capital Fund.
9. Loans and advances, other liabilities, caution deposit from students, other deposits, some of the bank balances and balances with Government treasury shown in the Balance Sheet are subject to confirmation/reconciliation.

DIRECTORS:




As per our separate report of even date attached



13 SEP 2024

10. Mess expenses and other establishment expenses incurred in respect of SC/ST/OEC and sports students amounts to Rs.33,62,979/-. During the year the college has received Rs. 35,42,816/-towards hostel dues which includes mess expenses, rent, electricity, water charges etc of SC/ST/OEC and sports students, on the basis of bills submitted. The excess in collection amounting to Rs.1,79,837/- is transferred to the Income and Expenditure Account of management for the year ended 31st March, 2024.
11. Management has given a deposit of Rs.12,00,000 for a period of 10 years to AICTE, New Delhi as security deposit for approval of MBA course (self-financing). As per affidavit given by the college to AICTE, interest accrued on the deposit will be retained by the AICTE and hence interest accrued on the deposit is not provided in the books of accounts.
12. Previous year's figures have been regrouped and recast wherever is necessary to suit the current year's layout.

DIRECTORS:



As per our separate report of even date attached



13 SEP 2024

THE UNION CHRISTIAN COLLEGE, ALWAYE

NOTE: 5 PROPERTY, PLANT & EQUIPMENT (COLLEGE)

Sl. No.	Description of Assets	Gross Block			Depreciation				Net Block			
		As on 01.04.2023	Additions during the year	Sale/ Adjust.	As on 31.03.2024	Rate of Deprn.	Depreciation upto 01.04.2023	Sale / Adjust.	Depreciation for the year	Depreciation upto 31.03.2024	As on 31.03.2024	As on 31.03.2023
1	Land	7,50,000.000	-	-	7,50,000.00	-	-	-	-	-	7,50,000.00	7,50,000.00
2	Building 1st class construction	16,65,244.250	-	-	16,65,244.25	5%	14,54,288.25	-	10,547.80	14,64,836.05	2,00,408.20	2,10,956.00
3	Building 2nd class construction	10,68,275.930	-	-	10,68,275.93	5%	9,70,784.60	-	4,874.57	9,75,659.17	92,616.76	97,491.33
4	Women's Hostel Building	11,08,461.200	-	-	11,08,461.20	5%	7,26,466.95	-	19,099.71	7,45,566.66	3,62,894.54	3,81,994.25
5	Play ground	37,869.510	-	-	37,869.51	5%	37,849.10	-	1.02	37,850.12	19.39	20.41
6	Electrical fittings	47,485.500	-	-	47,485.50	15%	47,442.62	-	6.43	47,449.05	36.45	42.88
7	Student's welfare facilities	15,140.590	-	-	15,140.59	15%	15,137.16	-	0.51	15,137.67	2.92	3.43
8	Road, Lights and gates	3,288.320	-	-	3,288.32	5%	3,124.15	-	8.21	3,132.36	155.96	164.17
9	Furniture and appliances	4,86,131.000	-	-	4,86,131.00	25%	4,85,987.30	-	35.92	4,86,023.22	107.78	143.70
10	Laboratory apparatus & equipment	7,44,849.100	-	-	7,44,849.10	20%	7,44,295.80	-	110.66	7,44,406.46	442.64	553.30
11	Library books	15,37,636.710	-	-	15,37,636.71	25%	13,47,784.04	-	47,463.17	13,95,247.21	1,42,389.50	1,89,852.67
12	Office machinery	15,527.840	-	-	15,527.84	20%	15,518.80	-	1.81	15,520.61	7.23	9.04
13	Hurdles	1,800.000	-	-	1,800.00	20%	1,799.57	-	0.09	1,799.66	0.34	0.43
14	Shooting range	2,005.900	-	-	2,005.90	5%	1,908.66	-	4.86	1,913.52	92.38	97.24
15	Record player	2,452.000	-	-	2,452.00	20%	2,451.79	-	0.04	2,451.83	0.17	0.21
16	Laboratory equipments and appliances(grant)	18,58,398.880	-	-	18,58,398.88	20%	18,52,000.78	-	1,279.62	18,53,280.40	5,118.48	6,398.10
17	Botanical garden	500.000	-	-	500.00	5%	474.19	-	1.29	475.48	24.52	25.81
18	Sports pavilion & stadium	24,335.730	-	-	24,335.73	5%	22,376.20	-	97.98	22,474.18	1,861.55	1,959.53
19	Type writer	29,461.420	-	-	29,461.42	15%	29,386.97	-	11.17	29,398.14	63.28	74.45
20	Chalk Board	1,382.730	-	-	1,382.73	25%	1,381.14	-	0.40	1,381.54	1.19	1.59
21	Black Board	6,490.000	-	-	6,490.00	25%	6,463.08	-	6.73	6,469.81	20.19	26.92
22	Laboratory apparatus & equipments (gifts)	2,62,391.000	-	-	2,62,391.00	20%	80,586.71	-	36,360.86	1,16,947.57	1,45,443.43	1,81,804.29
23	Office building	2,26,850.080	-	-	2,26,850.08	5%	1,87,191.62	-	1,982.92	1,89,174.54	37,675.54	39,658.46
24	Computer	5,72,214.680	-	-	5,72,214.68	40%	5,72,204.48	-	4.08	5,72,208.56	6.12	10.20
25	Mess hall	11,86,307.460	-	-	11,86,307.46	5%	8,87,158.73	-	14,957.44	9,02,116.17	2,84,191.29	2,99,148.73
26	MB Block	47,78,222.000	-	-	47,78,222.00	5%	9,82,827.89	-	1,89,769.71	11,72,597.60	36,05,624.40	37,95,394.11
27	Sports Equipments	-	3,08,228.00	-	3,08,228.00	20%	-	-	30,910.85	30,910.85	2,77,317.15	-
	Total	1,64,32,721.83	3,08,228.00	-	1,67,40,949.83		1,04,76,890.58	-	3,57,537.85	1,08,34,428.43	59,06,521.40	59,55,831.25

DIRECTORS

[Signature]
[Signature]
[Signature]






(As per our separate report of even date attached)

25 13 SEP 2024

THE UNION CHRISTIAN COLLEGE,ALWAYE
NOTE: 5 FIXED ASSETS ACQUIRED UNDER DIRECT PAYMENT SYSTEM (COLLEGE)

Sl. No.	Description of Assets	Gross Block				Depreciation				Net Block		
		Total cost as on 01.04.2023	Additions during the year	Sale/ Adjust.	Total cost as on 31.03.2024	Rate of Deprn.	Depreciation upto 01.04.2023	Sale / Adjust.	Depreciation for the year	Depreciation upto 31.03.2024	As on 31.03.2024	As on 31.03.2023
1	Women's Hostel Building	3,23,27,142.00	-	-	3,23,27,142.00	5%	81,78,450.29	-	12,07,434.59	93,85,884.88	2,29,41,257.12	2,41,48,691.71
2	Building	7,10,816.90	-	-	7,10,816.90	5%	3,26,711.06	-	19,205.29	3,45,916.35	3,64,900.55	3,84,105.84
3	Polyhouse	93,600.00	-	-	93,600.00	5%	34,772.07	-	2,941.40	37,713.47	55,886.53	58,827.93
4	Library books	78,65,364.62	55,098.00	-	79,20,462.82	25%	43,22,075.72	-	8,97,533.90	52,19,609.61	27,00,853.21	35,43,289.10
5	Air condition	1,78,900.00	-	-	1,78,900.00	15%	1,30,500.58	-	7,259.91	1,37,760.49	41,139.51	48,399.42
6	Generator	6,70,666.00	-	-	6,70,666.00	15%	5,88,106.58	-	12,383.91	6,00,490.49	70,175.51	82,559.42
7	Electrical Equipments	15,04,959.00	46,000.00	-	15,50,959.00	15%	9,27,001.34	-	92,497.21	10,19,498.55	5,31,460.45	5,77,957.66
8	Laboratory Apparatus&equipments	3,33,67,558.20	10,62,263.00	-	3,44,29,821.20	20%	2,39,67,282.46	-	19,41,905.53	2,59,09,187.99	85,20,633.21	94,00,275.74
9	Display Unit	9,16,362.00	-	-	9,16,362.00	20%	8,61,525.06	-	10,967.39	8,72,492.45	43,869.55	54,836.94
10	Water Purifier	65,190.00	-	-	65,190.00	20%	56,410.91	-	1,755.82	58,166.73	7,023.27	8,779.09
11	Xerox Machine	2,64,400.00	-	-	2,64,400.00	20%	2,50,846.31	-	2,710.74	2,53,557.05	10,842.95	13,553.69
12	Furniture	15,04,249.60	45,100.00	-	15,49,349.60	25%	13,34,244.01	-	51,984.76	13,86,228.77	1,63,120.83	1,70,005.59
13	Computer, Printer & Accessories	1,22,97,601.00	49,650.00	-	1,23,47,251.00	40%	1,20,53,403.59	-	1,09,165.43	1,21,62,569.02	1,84,681.98	2,44,197.41
14	Computer Software	7,79,754.00	-	-	7,79,754.00	25%	6,68,313.54	-	27,860.12	6,96,173.66	83,580.34	1,11,440.46
15	Table Tennis Board	15,085.00	-	-	15,085.00	20%	14,028.54	-	211.29	14,239.83	845.17	1,056.46
16	Fitness Equipments	3,70,219.00	-	-	3,70,219.00	20%	3,17,889.03	-	10,465.99	3,28,355.02	41,863.98	52,329.97
	Total	9,29,31,867.52	12,58,111.00	-	9,41,89,978.52		5,40,31,561.09	-	43,96,283.27	5,84,27,844.36	3,57,62,134.16	3,89,00,306.43

DIRECTORS   

(As per our separate report of even date attached)






13 SEP 2024

THE UNION CHRISTIAN COLLEGE, ALWAYE

SUMMARY

	Gross Block	Depreciation	Net Block
College Assets	1,67,40,949.83	1,08,34,428.43	59,06,521.40
Assets purchased under direct payment system	9,41,89,978.52	5,84,27,844.36	3,57,62,134.16
	11,09,30,928.35	6,92,62,272.79	4,16,68,655.56

DIRECTORS    

(As per our separate report of even date attached)



13 SEP 2024

Sl. No.	Description of Assets	Gross Block			Rate of Depn.	Depreciation			Net Block			
		As on 01.04.2023 (Rs.)	Additions during the year	Sale/ Adjust.		As on 31.03.2024 (Rs.)	Depreciation upto 01.04.2023 (Rs.)	Sale / Adjust	Depreciation for the year	Depreciation upto 31.03.2024 (Rs.)	As on 31.03.2024 (Rs.)	As on 31.03.2023 (Rs.)
1	Land	34,651.26	-	-	34,651.26	-	-	-	-	-	34,651.26	34,651.26
2	Buildings	1,09,06,519.52	21,22,107.00	-	1,30,28,626.52	70,62,452.40	-	2,71,649.70	73,34,102.10	-	56,94,524.42	38,44,067.12
3	Compound wall	9,82,058.08	-	-	9,82,058.08	6,60,175.89	-	16,094.11	6,76,270.00	-	3,05,788.08	3,21,882.19
4	Wells	49,170.45	-	-	49,170.45	38,072.98	-	554.87	38,627.85	-	10,542.60	11,097.47
5	Hostel Approach Road	12,490.00	-	-	12,490.00	7,445.10	-	252.25	7,697.35	-	4,792.65	5,044.90
6	Mahaganitham	51,876.90	-	-	51,876.90	51,585.83	-	72.77	51,658.60	-	218.30	291.07
7	Hostel utensils	3,06,747.09	39,415.00	-	3,46,162.09	2,77,909.33	-	10,313.05	2,88,222.38	-	57,939.71	28,837.76
8	Water works	3,52,113.92	-	-	3,52,113.92	3,49,593.86	-	378.01	3,49,971.87	-	2,142.05	2,520.06
9	Chapel books	10,259.15	-	-	10,259.15	4,442.63	-	1,454.13	5,896.76	-	4,362.39	5,816.52
10	Organ	424.00	-	-	424.00	414.74	-	0.46	415.20	-	8.80	9.26
11	Cots for hostels	17,507.75	-	-	17,507.75	17,286.39	-	55.34	17,341.73	-	166.02	221.36
12	Furniture & Fittings	50,66,455.87	16,94,816.00	-	67,61,271.87	41,91,985.65	-	3,94,690.80	45,86,676.45	-	21,74,595.42	8,74,470.22
13	Aluminium ladder	4,172.68	-	-	4,172.68	4,161.51	-	2.79	4,164.30	-	8.38	11.17
14	Electrical fittings	5,15,019.58	26,280.00	-	5,41,299.58	4,73,537.12	-	8,933.05	4,82,470.17	-	58,829.41	41,482.46
15	Water Purifier	26,960.00	40,000.00	-	66,960.00	26,415.06	-	3,462.41	29,877.47	-	37,082.53	544.94
16	Cycle	984.80	-	-	984.80	984.63	-	0.03	984.66	-	0.14	0.17
17	Motor Pump	60,494.00	-	-	60,494.00	44,331.50	-	2,424.38	46,755.88	-	13,738.12	16,162.50
18	Rubber plantations(cost of planting new rubber)	2,27,843.45	-	-	2,27,843.45	1,88,122.71	-	1,986.04	1,90,108.75	-	37,734.70	39,720.74
19	Xerox machine	86,404.03	-	-	86,404.03	86,219.44	-	36.92	86,256.36	-	147.67	184.59
20	Photostat Machine	3,56,780.00	-	-	3,56,780.00	2,11,167.12	-	29,122.58	2,40,289.70	-	1,16,490.30	1,45,612.88
21	Note Counting Machine	40,000.00	-	-	40,000.00	32,530.59	-	1,493.88	34,024.47	-	5,975.53	7,469.41
22	LCD Projector	1,39,558.00	3,71,258.00	-	5,10,816.00	1,03,555.62	-	62,839.20	1,66,394.82	-	3,44,421.18	36,002.38
23	Solid Waste Management Equipment	4,53,305.00	-	-	4,53,305.00	4,53,305.00	-	-	4,53,305.00	-	-	-
24	Incinerator	50,000.00	2,22,885.00	-	2,72,885.00	50,000.00	-	1,28,582.61	1,78,582.61	-	94,302.39	-
25	Cycle shed	11,096.32	-	-	11,096.32	9,210.97	-	94.27	9,305.24	-	1,791.08	1,885.35
26	Goal post	5,355.80	-	-	5,355.80	4,466.33	-	44.47	4,510.80	-	845.00	889.47
27	Bush Cutting Machine	48,380.00	-	-	48,380.00	34,335.47	-	2,808.91	37,144.38	-	11,235.62	14,044.53
28	Scouter shed	1,47,625.95	-	-	1,47,625.95	69,406.21	-	3,910.99	73,317.20	-	74,308.75	78,219.74
29	Office equipments	1,17,752.80	-	-	1,17,752.80	99,759.96	-	3,598.57	1,03,358.53	-	14,394.27	17,992.84
30	Lab Equipments	5,30,412.00	-	-	5,30,412.00	4,35,091.82	-	19,064.04	4,54,155.86	-	76,256.14	95,320.18
31	Television	38,920.00	66,300.00	-	1,05,220.00	38,261.97	-	485.82	38,747.79	-	66,472.21	658.03
32	Video Cassette Recorder	18,450.00	-	-	18,450.00	18,414.40	-	7.12	18,421.52	-	28.48	35.60
33	V.H.Renovation hall	1,06,228.95	-	-	1,06,228.95	84,568.43	-	1,083.03	85,651.46	-	20,577.49	21,660.52
34	Computer & Network	58,31,482.00	27,41,725.00	-	85,73,207.00	41,59,412.99	-	13,00,923.87	54,60,336.86	-	31,12,870.14	16,72,069.01
35	Computer software	6,93,705.00	11,39,236.00	-	18,32,941.00	5,36,113.62	-	2,28,230.12	7,64,343.74	-	10,68,597.26	1,57,591.38
36	EPABX System	2,17,616.00	-	-	2,17,616.00	2,11,547.90	-	1,213.62	2,12,761.52	-	4,854.48	6,068.10
37	Air Conditioner	1,88,730.00	84,930.00	-	2,73,660.00	1,28,416.10	-	23,375.27	1,51,791.37	-	1,21,888.63	60,333.90
38	Mike set	28,621.20	-	-	28,621.20	27,986.60	-	95.19	28,081.79	-	539.41	634.60
39	Library books	3,77,411.15	1,75,783.00	-	5,53,194.15	3,09,010.18	-	29,726.57	3,38,736.75	-	2,14,457.40	68,400.97
40	Shooting range Pavilion	61,461.00	-	-	61,461.00	28,918.71	-	1,627.11	30,545.82	-	30,915.18	32,542.29
	Total c/f	2,81,75,063.70	87,24,735.00	-	3,68,99,798.70	2,05,30,616.76	-	25,50,688.35	2,30,81,305.11	-	1,38,18,493.59	76,34,446.94

DIRECTORS

(As per our separate report of even date attached)



Sl. No.	Description of Assets	Gross Block			Rate of Depn.	Depreciation			Net Block		
		As on 01.04.2023 (Rs.)	Additions during the year	Sale/ Adjust.		As on 31.03.2024 (Rs.)	Depreciation upto 01.04.2023 (Rs.)	Sale/ Adjust.	Depreciation for the year	Depreciation upto 31.03.2024 (Rs.)	As on 31.03.2024 (Rs.)
	Total BIF	2,81,75,063.70	87,24,735.00	-	3,68,99,798.70	2,05,30,616.76	-	25,50,688.35	2,30,81,305.11	1,38,18,493.59	76,44,446.94
41	Academic Block	1,12,77,869.00	-	-	1,12,77,869.00	37,36,724.52	-	3,77,057.22	41,13,781.74	71,64,087.26	75,41,144.48
42	Toilet Block	11,39,084.00	-	-	11,39,084.00	3,82,740.38	-	37,817.18	4,20,557.56	7,18,526.44	7,56,343.62
43	Campus CCTV	1,33,101.00	3,148.00	-	1,36,249.00	1,00,173.22	-	7,037.49	1,07,210.71	29,038.29	32,927.78
44	Grinder	32,060.00	-	-	32,060.00	25,369.60	-	1,338.08	26,707.68	5,352.32	6,690.40
45	Sanitary Pad Vending Machine	29,000.00	-	-	29,000.00	20,429.33	-	1,714.13	22,143.46	6,856.54	8,570.67
46	Solar Power plant	50,72,307.00	93,989.00	-	50,72,307.00	40,28,176.76	-	4,17,652.10	44,45,828.86	6,26,478.14	10,44,130.24
47	Generator	1,06,300.00	1,99,618.00	-	2,00,289.00	60,975.07	-	21,270.68	82,245.75	1,18,043.25	45,324.93
48	UPS & Battery	4,17,660.00	-	-	6,17,278.00	1,92,971.95	-	1,42,509.42	3,35,481.37	3,31,796.63	2,74,688.05
	BT & SP :										
49	DNA Finger Printer	6,03,248.00	-	-	6,03,248.00	5,97,591.14	-	1,131.37	5,98,722.51	4,525.49	5,656.86
50	Furniture	97,656.00	-	-	97,656.00	94,181.86	-	868.33	95,050.39	2,605.61	3,474.14
51	Microscope	9,70,566.79	-	-	9,70,566.79	7,16,452.69	-	50,822.82	7,67,275.51	2,03,291.28	2,54,114.10
52	Computer & Accessories	35,355.00	-	-	35,355.00	35,201.45	-	61.42	35,262.87	92.13	153.55
53	Books	21,137.50	24,402.00	-	45,539.50	14,323.65	-	4,256.37	18,580.02	26,959.48	6,813.85
	Computer Centre :										
54	Books	7,834.50	-	-	7,834.50	6,262.49	-	393.00	6,655.49	1,179.01	1,572.01
55	Clock	215.00	-	-	215.00	213.34	-	0.25	213.59	1.41	1.66
56	Furniture	49,987.00	-	-	49,987.00	49,867.23	-	29.94	49,897.17	89.83	119.77
57	Teak Plantations	6,202.90	-	-	6,202.90	4,976.10	-	61.34	5,037.44	1,165.46	1,226.80
58	Computer and accessories	11,15,178.20	-	-	11,15,178.20	11,15,156.93	-	8.51	11,15,165.44	12.76	21.27
59	Green Board	6,709.00	-	-	6,709.00	6,605.29	-	25.93	6,631.22	77.78	103.71
60	Air conditioner	70,685.00	-	-	70,685.00	68,784.76	-	380.05	69,164.81	1,520.19	1,900.24
61	Computer and Accessories	18,38,880.00	-	-	18,38,880.00	18,37,264.67	-	646.13	18,37,910.80	969.20	1,615.33
62	Buildings	11,46,265.30	-	-	11,46,265.30	8,59,573.84	-	14,334.57	8,73,908.41	2,72,356.89	2,86,691.46
63	Furniture and fittings	4,09,679.00	-	-	4,09,679.00	4,08,572.14	-	276.72	4,08,848.86	830.14	1,106.86
64	Electrical fittings	87,984.00	-	-	87,984.00	85,658.71	-	348.79	86,007.50	1,976.50	2,325.29
65	Computer books	1,78,707.22	-	-	1,78,707.22	1,47,303.34	-	7,850.97	1,55,154.31	23,552.91	31,403.88
66	Black board	4,100.00	-	-	4,100.00	4,042.96	-	14.26	4,057.22	42.78	57.04
67	Platinum Jubilee building	10,90,090.90	-	-	10,90,090.90	9,97,283.45	-	4,640.37	10,01,923.82	88,167.08	92,807.45
68	Generator	62,528.00	-	-	62,528.00	62,250.15	-	55.57	62,305.72	222.28	277.85
69	Generator House	1,27,871.15	-	-	1,27,871.15	1,02,351.53	-	1,275.98	1,03,627.51	24,243.64	25,519.62
70	Grinder	6,532.00	-	-	6,532.00	6,495.38	-	7.32	6,502.70	29.30	36.62
71	Fax machine	20,900.00	-	-	20,900.00	20,770.66	-	25.87	20,796.53	103.47	129.34
72	Kitchen Equipments	85,150.75	-	-	85,150.75	84,588.05	-	112.54	84,700.59	450.16	562.70
73	Flower stand	12,129.00	-	-	12,129.00	11,960.24	-	42.19	12,002.43	126.57	168.76
74	Overhead Projector	20,986.00	-	-	20,986.00	20,859.70	-	25.26	20,884.96	101.04	126.30
75	Christian Literature Books	17,672.00	-	-	17,672.00	11,734.16	-	1,484.46	13,218.62	4,453.38	5,937.84
	Total C/F	5,44,76,694.91	90,45,892.00	-	6,35,22,586.91	3,64,48,503.50	-	36,46,265.18	4,00,94,768.68	2,34,77,818.23	1,80,78,191.41

DIRECTORS    

(As per our separate report of even date attached)



13 SEP 2024

29

Sl No.	Description of Assets	Gross Block			Rate of Depn.	Depreciation			Net Block		
		As on 01.04.2023 (Rs.)	Additions during the year	Sale/ Adjust.		As on 31.03.2024 (Rs.)	Depreciation upto 01.04.2023 (Rs.)	Sale/ Adjust.	Depreciation for the year	Depreciation upto 31.03.2024 (Rs.)	As on 31.03.2024 (Rs.)
	Total B/f	5,44,76,694.91	9045892.00	-	6,35,22,586.91	3,64,48,503.50	-	36,46,265.18	4,00,94,768.68	2,34,77,818.23	1,80,78,191.41
76	Lightening Arrester	21,260.00	-	-	21,260.00	21,039.40	-	44.12	21,083.52	176.48	220.60
77	Refrigerator	10,000.00	-	-	10,000.00	9,948.85	-	10.23	9,959.08	40.92	51.15
78	Bsc Computer Science :	1,52,656.86	-	-	1,52,656.86	60,984.01	-	22,918.21	83,902.22	68,754.64	91,672.85
79	Furniture	45,882.00	-	-	45,882.00	37,093.33	-	2,197.16	39,290.49	6,591.48	8,788.65
80	Air conditioner	9,15,225.00	-	-	9,15,225.00	8,07,128.82	-	43,238.47	8,50,367.29	64,857.71	1,08,096.18
81	Computer & Accessories	1,92,840.75	-	-	1,92,840.75	1,82,508.30	-	1,549.87	1,84,058.17	8,782.58	10,332.45
82	Electrical fittings	82,504.00	-	-	82,504.00	47,045.13	-	8,864.72	55,909.85	26,594.15	35,458.87
83	Books	7,93,689.00	-	-	7,93,689.00	7,77,746.39	-	6,377.04	7,84,123.43	9,565.57	15,942.61
84	Computer & Accessories	2,00,288.75	-	-	2,00,288.75	1,96,135.29	-	3,030.37	1,97,173.66	3,115.09	4,133.46
85	Furniture	2,40,508.00	-	-	2,40,508.00	2,25,355.96	-	3,030.41	2,28,386.37	12,121.63	15,152.04
86	Lab equipments	49,650.00	-	-	49,650.00	45,519.39	-	826.12	46,345.51	3,304.49	4,130.61
87	Overhead Projector	1,41,050.00	-	-	1,41,050.00	60,663.86	-	16,077.23	76,741.09	64,308.91	80,386.14
88	Air conditioner	1,44,66,228.40	-	-	1,44,66,228.40	78,67,086.58	-	3,29,57.09	81,97,043.67	62,69,184.73	65,99,141.82
89	MCA :	40,56,964.71	-	-	40,56,964.71	37,82,533.72	-	68,607.75	38,51,141.47	2,05,823.24	2,74,430.99
90	Buildings	45,99,503.00	-	-	45,99,503.00	25,54,715.95	-	5,11,196.76	30,65,912.71	15,33,590.29	20,44,787.05
91	Furniture	5,07,907.00	-	-	5,07,907.00	4,56,230.90	-	37,528.54	4,93,759.44	1,56,347.56	51,676.10
92	Library Books	1,41,500.00	-	-	1,41,500.00	61,069.91	-	4,021.50	65,091.41	76,408.59	80,430.09
93	Air conditioner	8,83,899.90	-	-	8,83,899.90	7,95,339.54	-	18,246.38	8,13,585.92	2,45,313.98	85,560.36
94	MCA Approach Road	1,16,17,356.00	-	-	1,16,17,356.00	1,08,76,553.49	-	4,34,188.91	1,13,10,742.40	8,83,667.60	7,40,802.51
95	Electrical fittings	5,92,677.00	-	-	5,92,677.00	4,94,326.36	-	24,587.66	5,18,914.02	73,762.98	98,350.64
96	Computer & Accessories	21,260.00	-	-	21,260.00	21,050.42	-	41.92	21,092.34	167.66	209.58
97	Computer Software	10,98,907.00	-	-	10,98,907.00	10,00,178.91	-	39,491.24	10,39,670.15	59,236.85	98,728.09
98	UPS & Battery	24,500.00	-	-	24,500.00	24,070.01	-	86.00	24,156.01	343.99	429.99
99	Overhead Projector	93,405.00	-	-	93,405.00	80,969.61	-	1,865.31	82,834.92	10,570.08	12,435.39
100	Sound System	78,328.00	-	-	78,328.00	75,475.82	-	570.44	76,046.26	2,281.74	2,852.18
101	Fire Extinguisher	63,875.00	-	-	63,875.00	30,792.13	-	1,654.14	32,446.27	31,428.73	33,082.87
102	Car Shed	2,150.00	-	-	2,150.00	2,062.38	-	17.52	2,079.90	70.10	87.62
103	Telephone	86,000.00	-	-	86,000.00	74,988.56	-	2,202.29	77,190.85	8,809.15	11,011.44
104	Xerox Machine	1,43,982.00	-	-	1,43,982.00	1,14,256.03	-	5,945.19	1,20,201.22	23,780.78	29,725.97
105	Projector	6,89,792.00	-	-	6,89,792.00	5,45,211.18	-	28,916.16	5,74,127.34	1,15,664.66	1,44,580.82
106	Fire & Safety Equipment	68,502.00	-	-	68,502.00	29,134.62	-	7,873.48	37,008.10	31,493.90	39,267.38
107	Sanitary Napkin Destroyer	1,47,507.00	-	-	1,47,507.00	1,40,542.31	-	1,741.17	1,42,283.48	5,223.52	6,964.69
108	Water Purifier	20,81,074.00	-	-	20,81,074.00	15,27,424.48	-	1,79,682.36	17,07,106.84	8,98,293.16	5,53,649.52
109	Furniture	5,73,675.00	-	-	5,73,675.00	4,02,508.22	-	45,355.70	4,47,863.92	1,51,451.08	1,71,166.78
110	Lab equipments	2,08,865.00	-	-	2,08,865.00	2,06,758.38	-	842.65	2,07,601.03	1,263.97	2,106.62
111	Books	1,80,932.00	-	-	1,80,932.00	1,02,638.90	-	11,743.97	1,14,382.87	66,549.13	78,293.10
112	Computer & Accessories	63,700.00	-	-	63,700.00	51,643.36	-	2,411.33	54,054.69	9,645.31	12,056.64
113	Electrical fittings	26,460.00	-	-	26,460.00	26,017.30	-	88.54	26,105.84	354.16	442.70
114	Air conditioner	9,98,41,190.28	-	-	9,98,41,190.28	7,02,63,251.30	-	55,11,301.13	7,57,74,552.43	3,46,06,438.82	2,96,27,947.96
115	Refrigerator										
	Total C/f		104,89,812.00		11,03,31,011.28						

DIRECTORS

(Handwritten signatures and initials)

(As per our separate report of even date attached)



Sl. No.	Description of Assets	Gross Block			Rate of Depn.	Depreciation			Net Block	
		As on 01.04.2023 (Rs.)	Additions during the year	Sale/ Adjust.		As on 31.03.2024 (Rs.)	Depreciation upto 01.04.2023 (Rs.)	Sale / Adjust	Depreciation for the year	As on 31.03.2024 (Rs.)
	Total Bt'	9,98,41,199.28	104,88,613.00	-	11,03,31,011.28	7,02,63,251.30	-	55,11,301.13	3,46,06,458.82	2,96,27,947.96
116	Misc Bio-informatics :									
	Books	2,54,378.00	29,220.00	-	2,83,598.00	1,74,694.66	-	22,956.27	85,947.07	79,683.34
117	Furniture	1,98,175.00	40,356.00	-	2,38,531.00	1,87,617.84	-	7,835.82	43,077.34	10,557.16
118	Lab equipments	3,81,578.00		-	3,81,578.00	3,34,568.80	-	9,401.84	37,607.36	47,009.20
119	Computer & Accessories	22,40,856.00		-	22,40,856.00	22,28,024.45	-	5,132.62	7,698.93	12,831.55
120	Over head Projector	8,000.00		-	8,000.00	7,741.04	-	51.79	207.17	258.96
121	Photoelectric Calorimeter	7,700.00		-	7,700.00	6,985.57	-	142.89	571.54	714.43
122	Micro pipetter	26,922.00		-	26,922.00	25,981.51	-	188.10	752.39	940.49
123	Misc Bioinformatics Projector	54,812.00		-	54,812.00	32,010.82	-	3,420.18	19,381.00	22,801.18
	Master In Business Administration (MBA)									
124	Building	69,06,521.00		-	69,06,521.00	26,41,939.38	-	2,13,229.08	40,51,352.54	42,64,581.62
125	Computer & Accessories	13,07,627.00	34,950.00	-	13,42,577.00	12,36,845.00	-	29,883.16	75,888.84	70,782.00
126	Computer Software	1,43,370.00		-	1,43,370.00	1,09,464.14	-	8,476.47	25,429.39	33,905.86
127	Books	15,07,494.00	30,311.00	-	15,37,805.00	6,64,794.86	-	2,16,425.58	6,56,584.56	8,42,699.14
128	Electrical Fitting	31,713.00		-	31,713.00	20,907.25	-	1,620.86	9,184.89	10,805.75
129	Furniture	13,50,749.00	1,71,709.00	-	15,22,458.00	6,06,690.41	-	1,99,239.63	7,16,527.96	7,44,058.59
130	Projector	1,89,271.00		-	1,89,271.00	1,44,324.88	-	8,949.22	35,796.90	44,746.12
131	Water Filter	9,000.00	24,900.00	-	33,900.00	5,840.76	-	1,046.93	27,012.31	3,159.24
132	M.A Psychology :									
	Books	15,909.00		-	15,909.00	12,456.98	-	863.01	2,589.01	3,452.02
133	Furniture	9,744.00		-	9,744.00	907.66	-	2,209.09	6,627.25	8,836.34
134	Books	8,546.00		-	8,546.00	8,546.00	-	-	-	-
135	Projector	33,150.00	33,150.00	-	33,150.00	-	-	5,703.62	27,446.38	-
136	Computer & Accessories	28,668.00	28,668.00	-	28,668.00	-	-	408.42	28,259.58	-
137	Furniture	2,32,450.00	2,32,450.00	-	2,32,450.00	-	-	12,896.20	2,19,553.80	-
	Platinum Jubilee Memorial Auditorium									
138	Building	1,18,22,930.73		-	1,18,22,930.73	91,56,008.54	-	1,33,346.11	25,33,576.08	26,66,922.19
139	Aura Turbine Ventilator	1,02,224.00		-	1,02,224.00	90,533.58	-	2,338.08	9,352.34	11,690.42
140	Furniture	12,66,206.71		-	12,66,206.71	5,94,863.07	-	1,67,835.91	5,03,507.73	6,71,343.64
141	College Main Gate	3,85,784.00		-	3,85,784.00	2,06,922.98	-	8,943.05	1,69,917.97	1,78,861.02
142	Rain Water Harvest	4,64,254.00		-	4,64,254.00	2,13,207.43	-	12,552.33	2,38,494.24	2,51,046.57
143	Servants' Quarters	50,705.00		-	50,705.00	40,265.29	-	1,043.97	9,395.74	10,459.71
144	Bio-Gas Plant	2,80,000.00		-	2,80,000.00	2,70,141.63	-	1,971.67	7,886.70	9,858.37
	Assets acquired out of UBCHEA Grant									
145	LCD Projector	69,750.00		-	69,750.00	68,112.67	-	327.47	1,309.86	1,637.33
146	Lab Equipments	3,05,900.00		-	3,05,900.00	2,98,973.49	-	1,385.30	5,541.21	6,926.51
147	Computer & Accessories	2,89,064.00		-	2,89,064.00	2,84,312.00	-	1,900.80	2,851.20	4,752.00
148	High Speed Refrigerated Centrifuge	1,05,035.00		-	1,05,035.00	1,01,827.43	-	641.51	2,566.06	3,207.57
149	Books	18,281.00		-	18,281.00	9,119.66	-	2,290.34	6,871.00	9,161.34
150	Deep Freezer	2,07,000.00		-	2,07,000.00	2,00,678.61	-	1,264.28	5,057.11	6,321.39
	Total C/F	12,98,60,698.72	111,65,526.00	-	14,09,76,224.72	9,02,48,759.69	-	65,97,222.73	4,41,80,242.27	3,96,61,939.01

Contd.

DIRECTORS



(As per our separate report of even date attached)



21 13 SEP 2024

Sl. No.	Description of Assets	Gross Block			Depreciation				Net Block			
		As on 01.04.2023 (Rs.)	Additions during the year	Sale/ Adjust.	As on 31.03.2024 (Rs.)	Rate of Deprn.	Depreciation upto 01.04.2023 (Rs.)	Sale / Adjust	Depreciation for the year	Depreciation upto 31.03.2024 (Rs.)	As on 31.03.2024 (Rs.)	As on 31.03.2023 (Rs.)
	Total B/f	12,98,60,698.72	11,11,55,26.00	-	14,09,76,224.72		9,02,48,759.69	-	65,97,222.73	9,68,45,982.42	4,41,80,242.27	3,96,61,939.01
151	Transformer	37,78,615.00			37,78,615.00	15%	33,90,287.99		58,249.05	34,48,537.04	3,30,077.96	3,88,327.01
152	Furniture & Fixtures	50,897.00			50,897.00	25%	44,376.88		1,630.03	46,006.91	4,890.09	6,520.12
153	Note Counting Machine	17,272.00			17,272.00	20%	16,480.54		158.29	16,638.83	633.17	791.46
154	Weed cutter	28,611.00			28,611.00	20%	27,082.06		305.79	27,387.85	1,223.15	1,528.94
155	Mea seminar hall	84,01,014.00			84,01,014.00	5%	41,23,197.83		2,13,890.81	43,37,088.64	40,63,925.36	42,77,816.17
156	Public Addressing System	1,64,522.00			1,64,522.00	20%	1,53,581.64		2,188.07	1,55,769.71	8,752.29	10,940.36
	Assets acquired out of Ford Foundation											
157	Lectern Stand	39,419.00			39,419.00	25%	37,963.96		363.76	38,327.72	1,091.28	1,455.04
158	Books	11,147.00			11,147.00	25%	5,855.93		1,322.77	7,178.70	3,968.30	5,291.07
159	Furniture	27,900.00			27,900.00	25%	26,976.64		230.84	27,207.48	692.52	923.36
160	Electrical fittings	2,32,176.00			2,32,176.00	15%	1,92,572.75		5,940.49	1,98,513.24	33,662.76	39,603.25
161	Computer & Accessories	79,480.00			79,480.00	40%	79,213.26		106.70	79,319.96	160.04	266.74
162	Camera	10,700.00			10,700.00	20%	9,660.01		208.00	9,868.01	831.99	1,039.99
163	Assets acquired out of UCCANA Grant											
163	Computer & Accessories	2,13,725.00			2,13,725.00	40%	2,13,464.22		104.31	2,13,568.53	156.47	260.78
159	Recording Room	4,21,635.00			4,21,635.00	5%	43,767.88		18,893.36	62,661.24	3,58,973.76	3,77,867.12
160	Computer & Accessories	67,300.00			67,300.00	40%	43,470.27		9,531.89	53,002.16	14,297.84	23,829.73
	Total	14,34,05,111.72	11,11,55,26.00	-	15,45,20,637.72		9,86,56,711.55	-	69,10,346.89	10,55,67,058.44	4,90,03,579.25	4,47,98,400.15

DIRECTORS *[Signature]* *[Signature]* *[Signature]*

(As per our separate report of even date attached)



13 SEP 2024

THE UNION CHRISTIAN COLLEGE, ALWAYE

	For the year ended 31st March,2024	For the year ended 31st March,2023
<u>SCHEDULE : AA</u>		
<u>RECEIPTS UNDER DIRECT PAYMENT SYSTEM:</u>		
<u>SPECIAL FEES</u>		
Admission fee	50,762.00	52,005.00
Application form fee	-	49,980.00
Association Fee	66,505.00	91,220.00
Athletic Fee	1,26,460.00	1,70,310.00
Audio visual fees	36,610.00	52,067.00
Group Personal Accident Insurance	30,998.00	42,164.00
Calendar Fee	42,595.00	60,615.00
Laboratory fees	3,90,151.00	3,93,283.00
Library fee	1,36,335.00	1,70,335.00
Magazine fee	66,505.00	91,545.00
Medical fee	10,465.00	13,115.00
Students Aid Fund (SAF)	12,630.00	20,295.00
Sports affiliation fee	3,11,721.00	4,21,795.00
Stationery fee	69,090.00	91,550.00
Students welfare fund	29,840.00	41,110.00
Womens Cell	12,640.00	19,595.00
	13,93,307.00	17,80,984.00
<u>OTHER FEES:</u>		
University Affiliation fees	-	-
University Examination fees	23,00,390.00	-
University Union fee	47,530.00	62,680.00
Matriculation fee	11,245.00	7,685.00
Scholarships and concessions	71,46,943.00	39,04,581.00
	95,06,108.00	39,74,946.00
<u>Add: Tuition fees.</u>	17,77,096.00	17,23,654.00
Fine	17,633.00	53,391.00
	17,94,729.00	17,77,045.00
<u>Amount received for salary :</u>		
Teaching Staff	9,46,69,501.00	8,06,05,086.00
Non-Teaching staff	1,35,35,920.00	1,40,66,344.00
	10,82,05,421.00	9,46,71,430.00
	12,08,99,565.00	10,22,04,405.00

DIRECTORS:

As per our separate report of even date attached.

13 SEP 2024



THE UNION CHRISTIAN COLLEGE, ALWAYS

	For the year ended 31st March, 2024	For the year ended 31st March, 2023
SCHEDULE : BB		
<u>PAYMENTS UNDER DIRECT PAYMENT SYSTEM:</u>		
<u>SPECIAL FEES:</u>		
Admission Fee	50,415.00	61,400.00
Application form fee	-	40,817.00
Association fee	81,434.00	89,206.00
Athletic fee	1,88,963.00	2,02,181.00
Audio visual fees	47,590.00	51,110.00
Calender fees	1,08,739.00	1,290.00
Group Personal Accident Insurance	54,260.00	31,700.00
Laboratory fees	4,34,558.00	4,25,542.00
Library fee	2,06,326.00	1,64,926.00
Magazine fee	83,059.00	94,010.00
Students Aid Fund	18,662.00	12,608.00
Sports Affiliation fee	5,62,830.00	4,93,240.00
Stationery fee	81,502.00	95,117.00
Students Welfare fund	96,495.00	44,380.00
Women Cell	610.00	390.00
Excess Special Fees	-	-
Medical Fees	610.00	390.00
Scholarship Accumulated	-	-
Amount paid as per Audit	-	-
Objection	-	-
	7 20,16,053.00	7 18,08,307.00
<u>OTHER FEES:</u>		
University Affiliation fees	71,800.00	-
University Examination fees	22,99,130.00	4,490.00
University Union fee	1,26,575.00	69,740.00
Matriculation fee	49,065.00	56,000.00
Scholarships and concessions	43,27,081.00	47,47,312.00
	7 68,73,651.00	7 48,77,542.00
Add: Tuition fees	17,79,041.00	17,20,659.00
Fine	17,633.00	53,391.00
	7 17,96,674.00	7 17,74,050.00
Teaching Staff	9,46,69,501.00	8,06,05,086.00
Non-Teaching staff	1,35,35,920.00	1,40,66,344.00
	7 10,82,05,421.00	7 9,46,71,430.00
	7 11,88,91,799.00	7 10,31,31,329.00

DIRECTORS:

As per our separate report of even date attached.

13 SEP 2024



THE UNION CHRISTIAN COLLEGE, ALWAYS

	For the year ended 31st March,2024	For the year ended 31st March,2023
SCHEDULE : CC		
RECEIPTS OF GRANTS UNDER VARIOUS SCHEMES :		
KSCSTE Dr. Reshmi R (physics Department)	-	38,444.00
SERB - Shinoj	-	-
DST EIA Physics	-	-
RUSA (Rashtriya Uchhatar Siksha Abhiya Scheme)	23,50,589.00	10,71,599.00
DST/SERB/Reshmi R/Saranya Sasi	-	764.00
KSCSTE FELLOWSHIP PROGRAMME	4,29,200.00	4,29,200.00
UGC XII PLAN NEW WOMEN'S HOSTEL	-	-
KSCSTE/SRS/RESHMI/PHYSICS - New	3,61,556.00	11,89,000.00
DST/SERB/RRP/PHYSICS NEW	4,50,395.00	7,50,000.00
Vidhya	-	1,000.00
Surya Marya	-	1,000.00
KSWDC (Tresa Divya TJ)	10,000.00	-
IIIC - SHINOJ	20,000.00	-
DST Physics - EIA	4,104.00	-
SERB/AJALESH	2,75,000.00	-
DST/WOS/SURYA/PHYSICS	4,87,049.00	-
DST/WOS/VIDHYA/SP/CHEMISTRY	7,29,906.00	-
	<u>51,17,799.00</u>	<u>34,81,007.00</u>

SCHEDULE : DD**PAYMENTS OF GRANTS UNDER VARIOUS SCHEMES :**

KSCSTE FELLOWSHIP PROGRAMME	4,50,471.00	2,38,700.00
Kerala Start up Mission Grant (Jibin Jose)	8,100.00	5,489.00
SERB - Shinoj	-	3,085.00
KSCSTE RRP	-	-
UGC CSR Indore Rachel Reena Philip	-	13,180.00
DST Physics - EIA	7,813.00	-
KSCSTE Dr. Reshmi R (physics Department)	-	15,00,000.00
KSCSTE/SRS/RESHMI/PHYSICS - New	10,78,051.00	50,913.00
DST/SERB/RESHMI R/SARANYA SASI	-	87,566.00
Star College Scheme MST- Jenish Paul - NEW	-	2,91,167.00
DST/SERB/RRP/PHYSICS NEW	4,99,424.00	6,94,384.00
RUSA (Rashtriya Uchhatar Siksha Abhiya Scheme)	23,50,589.00	10,71,599.00
DST/WOS/SURYA/PHYSICS	5,65,634.00	-
DST/WOS/VIDHYA/SP/CHEMISTRY	8,88,733.00	-
	<u>58,48,815.00</u>	<u>39,56,083.00</u>

DIRECTORS: 

As per our separate report of even date attached.

13 SEP 2024

35



THE UNION CHRISTIAN COLLEGE, ALWAYEFor the year ended
31st March,2024For the year ended
31st March,2023**RECEIPT AND PAYMENTS UNDER DIRECT
PAYMENT SYSTEM PENDING UTILISATION
RECEIPTS**

	As at 31st March,2024	As at 31st March,2023
Schedule: AA(Excluding tuition fee, fine and salary)	1,08,99,415.00	57,55,930.00
Schedule:CC	51,17,799.00	34,81,007.00
	<u>1,60,17,214.00</u>	<u>92,36,937.00</u>

PAYMENTS

Schedule : BB (Excluding tuition fee, fine and salary)	88,89,704.00	66,85,849.00
Schedule : DD	58,48,815.00	39,56,083.00
	<u>1,47,38,519.00</u>	<u>1,06,41,932.00</u>

SUMMARY

Opening Balance	36,95,094.25	51,00,089.25
Add: Receipts during the year	1,60,17,214.00	92,36,937.00
	<u>1,97,12,308.25</u>	<u>1,43,37,026.25</u>
Less: Payments during the year	1,47,38,519.00	1,06,41,932.00
Receipts and Payments under direct payment system Pending utilisation	<u>49,73,789.25</u>	<u>36,95,094.25</u>
Unspent balance under direct payment system	81,10,791.26	64,21,053.26
Less: Excess Spent under direct payment system	31,37,002.01	27,25,959.01
	<u>49,73,789.25</u>	<u>36,95,094.25</u>

DIRECTORS

As per our separate report of even date attached.

13 SEP 2024

THE UNION CHRISTIAN COLLEGE, ALWAYS

	As at 31st March,2024 Rs.	As at 31st March,2023 Rs.
<u>ANNEXURE: 1</u>		
<u>CAUTION MONEY DEPOSIT</u>		
College	38,83,333.65	37,22,773.65
Hostel Students	7,28,640.00	7,27,060.00
MCA Course	26,73,955.00	26,93,500.00
BSc Computer Maintenance & Electronics	3,28,500.00	3,07,500.00
BSc BT & SP	2,85,320.00	2,73,320.00
MBA	4,36,500.00	4,81,500.00
Archeology	1,46,500.00	1,50,500.00
B.Com	5,90,000.00	5,76,000.00
MSc Bio-Technology	2,35,085.00	2,49,385.00
MSc Bio-Informatics	1,49,186.00	1,51,286.00
	94,57,019.65	93,32,824.65

ANNEXURE: 2**SECURITY DEPOSITS RECEIVED**

Security deposit for auditorium booking	1,18,000.00	1,18,000.00
Security deposit-MCA Building	1,00,000.00	1,00,000.00
Deposit For Academic Block Construction	7,580.00	7,580.00
Security deposit-MCA Seminar Hall	10,000.00	10,000.00
Deposit from Canteen License	800.00	800.00
Deposits from Research Scholars	2,100.00	2,100.00
Security Deposit received from South Indian Bank	30,000.00	30,000.00
Others	3,420.00	3,420.00
Security Deposit For Office Automation Software	78,619.79	12,500.00
	3,50,519.79	2,84,400.00

THE UNION CHRISTIAN COLLEGE, ALWAYS

	As at 31st March,2024 Rs.	As at 31st March,2023 Rs.
ANNEXURE: 3		
UNSPENT BALANCES UNDER DIRECT PAYMENT SYSTEM:		
Special fees:		
Admission fee	18,797.00	18,450.00
Application form fee	54,021.00	54,021.00
Association fee	95,072.00	1,10,001.00
Athletics fee	1,77,894.00	2,40,397.00
Audio Visual fee	97,653.00	1,08,633.00
Calendar Fee	1,79,014.00	45,735.00
Group Personal Accident Insurance	22,473.00	2,45,158.00
Laboratory fee	96,980.00	1,41,387.00
Library fee	1,35,497.00	2,05,488.00
Matriculation fee	10,180.00	48,000.00
Medical fee	51,768.00	41,913.00
Students Aid Fund	30,855.00	36,887.00
Stationery fee	34,344.00	46,756.00
Womens Cell	61,225.00	49,195.00
TOTAL (A)	10,65,773.00	13,92,021.00
Other Fees:		
University Affiliation fee	1,12,776.00	1,84,576.00
University Examination fee	15,89,758.00	15,88,498.00
Provisional Certificate	75.00	75.00
Special fee not specified	18,623.00	18,623.00
TOTAL (B)	17,21,232.00	17,91,772.00

[Handwritten signatures and initials in blue and green ink, including a large signature and several smaller ones.]

THE UNION CHRISTIAN COLLEGE, ALWAYS

	As at 31st March,2024 Rs.	As at 31st March,2023 Rs.
<u>Scholarships and Concessions:</u>		
State Merit Scholarship	6,725.00	6,725.00
National Merit Scholarship	880.00	880.00
University Merit Scholarship	1,200.00	1,200.00
CSIR Scholarship	20,304.84	20,304.84
Scholarship to blind	16,150.00	16,150.00
Cultural Scholarship	700.00	700.00
OEC-Stipend	4,41,409.87	4,41,409.87
Planning Forum(New Account)	3,567.10	3,567.10
USAF	11,355.00	11,355.00
Blind Scholarship	2,04,686.00	2,47,824.00
ST-Stipend (Old)	2,335.00	2,335.00
Sports Scholarship	750.00	750.00
University Youth Festival Prize	1,750.00	1,750.00
University Sports Prize	337.00	337.00
Fisheries LSG & Stipend	32,301.00	32,301.00
Lakshadweep Books	11,590.00	11,590.00
Lakshadweep Mess	17,422.00	17,422.00
ABL/TF/SF/EF- E-Grant Payable	42,17,270.80	13,54,270.80
LDST Grant	1,46,597.00	1,46,597.00
Post - Matric Scholarship (PMS)	28,095.00	28,095.00
	51,65,425.61	23,45,563.61
Less : Amount paid as per Audit Objection	6,81,387.00	6,81,387.00
Less : Amount utilised as per order of Government of Kerala	5,45,486.05	5,45,486.05
TOTAL (C)	39,38,552.56	11,18,690.56

Grants Under Various Schemes:

EAC Grant	221.70	221.70
FIP of PJC	70,410.55	70,410.55
UGC JRF	56,627.00	56,627.00
UGC Research Scholarship	9,770.00	9,770.00
UGC Major Research Programme	49,454.99	49,454.99
UGC-Biological Technics & Specimen Preparation	0.56	0.56
University Research Scholarship	20,436.88	20,436.88
UGC-Mess Hall Fund	45.69	45.69
UGC Remedial Coaching	26,090.00	26,090.00

ss/-



 39

THE UNION CHRISTIAN COLLEGE, ALWAYS

	As at 31st March,2024 Rs.	As at 31st March,2023 Rs.
<u>Pending utilisation-9th Plan:</u>		
Books	2,248.00	2,248.00
Library	0.22	0.22
Extension	200.00	200.00
<u>Malayalam -books</u>		
History- extension	26.25	26.25
Malayalam-PTAC	9,000.00	9,000.00
UGC-Under Graduate Development grant Pending utilisation-10th Plan	1,01,669.00	1,01,669.00
<u>UGC Grant for Seminar on Human Rights</u>		
UGC One time grant	243.00	243.00
Grant from Madras School of Economics	42.00	42.00
UGC Grant for Instrumentation & Maintenance Facility	1,602.00	1,602.00
UGC Seminar -Anil Thomas Koshy	1,250.00	1,250.00
UGC Seminar On Fuzzy Mathematics- A Sunny Kuriakose	500.00	500.00
UGC PGD History (11 th Plan)	496.00	496.00
UGC Minor Research Programme-Anlia E I	56.00	56.00
UGC Minor Research Programme-Muse Mary George	2,478.00	2,478.00
UGC Minor Research Programme-Dr. Seena Mathai	15.00	15.00
UGC Minor Research Programme - Rachel Reena Philip	86.00	86.00
UGC Minor Research Programme - Tresa Divya	1.00	1.00
UGC Minor Research Programme - KSCSTE Anil Kumar	29,322.00	29,322.00
KSCSTE FELLOWSHIP PROGRAMME	1,69,229.00	1,90,500.00
UGC Seminar Sherly Thomas	1,000.00	1,000.00
UGC Seminar ES Jeevanand	254.00	254.00
UGC Seminar Manju M George	55,000.00	55,000.00
UGC Remedial Coaching - XII th Plan	8,000.00	8,000.00
Walk with scholar Sebastian Joseph	51,892.00	51,892.00
Kerala Start up Mission Grant (Jibin Jose)	1,36,727.00	1,44,827.00
SERB-SHINOJ	12,452.86	12,452.86
RUSA (Rashtriya Uchhatar Siksha Abhiyan Scheme)	-	-
JRF Salary Payable to Neethumol Varghese	1,31,200.00	1,31,200.00
DST/SERB/RRP/PHYSICS NEW	16,660.00	65,689.00
DST/WOS-(A)/RRP/JULIE/PHYSICS	10,800.00	10,800.00
Star College Scheme MST/DBT/Jenish Paul	586.00	586.00
KSCSTE Dr. Reshmi R (physics Department)	12,336.00	12,336.00
KSCSTE/SRS/RESHMI/PHYSICS - New	4,21,592.00	11,38,087.00
Surya Marya	1,000.00	1,000.00
Vidhya SPK	1,000.00	1,000.00
SERB/AJALESH	2,75,000.00	-
IIC - SHINOJ	20,000.00	-
	17,11,752.70	22,11,647.70

ss/-

THE UNION CHRISTIAN COLLEGE, ALWAYS

	As at 31st March,2024 Rs.	As at 31st March,2023 Rs.
Less:		
DST FIST (SERB) Physics RRP	27,000.00	27,000.00
DST FIST Botany	1,93,935.00	1,93,935.00
UGC PGD Economics -11th Plan	4,752.00	4,752.00
UGC Carrier Oriented Programme-Manju	69,552.00	69,552.00
UGC Minor Research Programme-Molina Susan Thomas	31,280.00	31,280.00
TOTAL (D)	13,85,233.70	18,85,128.70
GRAND TOTAL (A)+(B)+(C)+(D)	81,10,791.26	61,87,612.26

ANNEXURE: 4EXCESS PAYMENTS UNDER DIRECT PAYMENT SYSTEM:Special Fees:

Magazine fee	47,987.00	31,433.00
Sports Affiliation fee	67,263.00	(1,83,846.00)
Students welfare fund	47,435.00	(19,220.00)

Other Fees:

University Union fee	48,670.00	(30,375.00)
----------------------	-----------	-------------

Scholarships and Concessions:

OEC Fees Self	35,092.00	35,092.00
SC Self Fees	2,43,242.00	2,43,242.00
Lakshadweep LSG/Stipend	47,158.00	47,158.00
Collection From Inter Church Fellowship Staff	15,000.00	15,000.00

UGC 9th Plan Grant:

UGC UGD -Equipment	1,499.59	1,499.59
PG Malayalam Extension	10,014.00	10,014.00
PG Malayalam Equipment	1,480.00	1,480.00
PG Chemistry Extension	263.00	263.00
PG Botany Books	93.30	93.30
PG Chemistry Books	100.00	100.00
PG English Books	19.00	19.00
PG History Books	187.00	187.00
PG History PTAC	2,251.00	2,251.00
PG Maths books	200.00	200.00
PG Physics Books	99.40	99.40
PG Physics PTAC	9,000.00	9,000.00

ss/-



 AI

THE UNION CHRISTIAN COLLEGE, ALWAYS

	As at 31st March,2024 Rs.	As at 31st March,2023 Rs.
<u>UGC-P.G Development grant-10th Plan</u>		
Chemistry	1,961.00	1,961.00
Botany	9,770.00	9,770.00
History	13,383.00	13,383.00
Malayalam	4,533.00	4,533.00
Economics	12,394.00	12,394.00
UGC 11th Plan - Womens Hostel	4,45,081.00	4,45,081.00
AB Block/Library Renovation	1,88,234.00	1,88,234.00
MRP Botany	0.03	0.03
UGC Building Grant	2,42,393.86	2,42,393.86
UGC Fuzzy Maths Seminar	19,763.75	19,763.75
BSc Computer Maintenance	98,341.90	98,341.90
BSc. Computer Science	32,750.00	32,750.00
Archaeology & Museology	1,64,395.00	1,64,395.00
Orientation Programme for teachers	1,701.00	1,701.00
UGC basic grant	13,720.64	13,720.64
UGC 11th plan College Assistance	1,04,833.00	1,04,833.00
Indian Space Research Organisation	37.00	37.00
KSCSTE--WSD--RJ	36,451.00	36,451.00
FIST Programme Grant-Chemistry	41,935.00	41,935.00
UGC PGD English (11 Plan)	10,170.00	10,170.00
UGC PGD Physics (11 Plan)	750.00	750.00
UGC PGD Malayalam (11 Plan)	10,680.00	10,680.00
University JRF	51,227.00	51,227.00
UGC Minor Research Programme-Shirley Thomas	4,564.00	4,564.00
UGC Grant for Sports	11,699.00	11,699.00
UGC -Career and Counseling Cell	6,097.00	6,097.00
Coaching Class SC/ST/OBC entry in service	5,004.00	5,004.00
Ugc- Infrastructure Rejuvenation Grant	1,51,984.00	1,51,984.00
Career Oriented Course - Chemistry	82,859.00	82,859.00
UGC Additional Grant XI Plan	84,380.00	84,380.00
UGC Dev. Assi. for UG-XII Plan	2,58,090.00	2,58,090.00
DAE BRNS EIA Physics	29,028.00	29,028.00
DST Physics EIA	48,661.00	44,952.00
KSCSTE RRP	18,038.00	18,038.00
KSCSTE Students Project	14,000.00	14,000.00
DST WOS Sreeja VG	26,610.00	26,610.00
KSWDC (Tresa Divya TJ)	-	10,000.00
Star College MST/DBT/Jenish Paul and Reshmi	69,868.00	69,868.00
DST/SERB/RESHMI R/SARANYA SASI	7,149.54	7,149.54
DST/WOS/SURYA/PHYSICS	78,585.00	-
DST/WOS/VIDHYA/SP/CHEMISTRY	1,58,827.00	-
	31,37,002.01	24,92,518.01

ss/-

42

THE UNION CHRISTIAN COLLEGE, ALWAYE

	As at 31st March,2024 Rs.	As at 31st March,2023 Rs.
<u>ANNEXURE: 5</u>		
<u>EXCESS SPENT (SCHOLARSHIP)</u>		
Scranton Scholarship	4,97,454.00	4,97,454.00
Trinity Scholarship	1,57,915.00	1,57,915.00
	<u>6,55,369.00</u>	<u>6,55,369.00</u>

ANNEXURE: 6**CASH BALANCE****College**

Main cash balance

1,73,172.00

84,121.00

Contingencies and Maintenance

2,440.00

4,260.00

Management

4,100.00

4,100.00

1,79,712.0092,481.00**ANNEXURE: 7****BALANCE IN SAVINGS BANK ACCOUNTS****Scheduled Banks****Management:**

State Bank of India A/c No.89633

35,51,453.75

34,56,966.75

State Bank of India A/c No.92737

4,30,021.10

16,63,761.60

State Bank of India A/c No.93413

2,41,306.90

2,34,886.90

State Bank of India A\C No:33409633016

29,246.04

76,160.83

Bank of India A/c No.856610110001050

2,72,782.00

2,65,160.00

Bank Of India A/C 856610110002009

22,865.00

21,612.00

Bank of India A/c No.856610110001328

16,302.00

15,862.00

Bank of India A/c No.210

68,369.73

14,41,065.48

Bank of India A/c No.6445

1,51,809.63

6,44,570.95

Bank Of India A/c No.6451

18,820.29

18,310.29

The Federal Bank Ltd. A/C 12210100186353 (MCA)

55,97,718.26

92,37,904.26

The Federal Bank Ltd 12210100206961

1,21,980.00

30,41,995.00

The Federal Bank Limited A/c No.76448

4,364.09

94,538.06

The Federal Bank Limited 12210100214916

1,88,116.83

77,12,214.83

South Indian Bank Limited 076

1,98,828.63

5,65,965.42

Kerala Gramin Bank A/c No.2892

11,49,972.00

11,17,199.00

South Indian Bank Limited 0311

9,82,475.29

32,10,337.18

South Indian Bank Limited 0312

21,59,161.38

58,58,950.00

South Indian Bank Limited 232

-

43,986.01

Bank of India A/C 0200

1,48,798.78

76,056.82

State Bank of India-099746

47,18,360.69

5,956.69

Indusind Bank

29,18,547.00

27,55,687.00

State Bank of India- 9255

36,985.87

-

Total (A)2,30,28,285.264,15,59,147.07

ss/-



 43

THE UNION CHRISTIAN COLLEGE, ALWAYS

	As at 31st March,2024 Rs.	As at 31st March,2023 Rs.
College:		
<u>In Savings Bank Accounts</u>		
Bank of India SB A/C No.6472	20,518.00	19,964.00
Bank of India SB A/c No.6996	-	-
Bank Of India A/C No.856610110003110	1,019.60	1,019.60
Bank Of India A/c No. 856610110008112	78,977.16	76,842.16
Bank Of India A\C No.7237	10,049.00	10,049.00
Bank of India SB A/c No:6448	1,024.10	4,678.00
Bank of India A/c No. 8129	1,70,887.44	1,74,157.44
Bank of India A/c No. 8363	-	-
Bank of India SB A/c No; 8161	1,522.25	1,482.25
Bank of India SB A/c No. 856610110008364	140.36	233.76
Bank of India SB A/c No. 856610110008400	567.80	551.80
Bank of India A/c No: 856610110009076	12,608.68	12,267.68
Bank of India A/c No: 856610110009605	927.00	903.00
Bank of India A/c No: 856610110009043	3,479.75	3,385.69
Bank of India A/c No: 856610110010377	-	96,229.55
Bank of India A/c No: A/c 856610110010774	4,02,843.00	39,395.00
Bank of India A/c No: A/c 856610110010920	1,019.00	1,019.00
Bank of India A/c No: A/c 856610110011035	1,014.00	1,014.00
Bank of India A/c No: A/c 856610110011194	49,054.00	11,43,448.00
State Bank Of India A/c No.0055	4,05,332.50	44,277.50
State Bank Of India A/C 57044490944	14,49,683.35	17,82,270.35
Central Bank of India SB A/c No:2501	1,66,240.30	1,61,524.30
Central Bank of India SB A/C No.3968	11,10,427.40	10,78,822.95
Bank of Maharashtra SB A/c No. 60427660591	37,588.00	-
Total (B)	39,24,922.69	46,53,535.03
Grand Total (A)+(B)	2,69,53,207.95	4,62,12,682.10
<u>With Others</u>		
<u>Kadungalloor Service Co-operative</u>		
Bank Ltd.,Alwaye-A/c:No 6437	30,485.30	29,448.30
<u>Kadungalloor Service Co-operative</u>		
Bank Ltd.,Alwaye-A/c No 7336	24,921.70	24,074.70
	55,407.00	53,523.00
<u>In Current accounts-College</u>		
State Bank of India CA A/c No.57044384073	10,22,990.89	9,14,205.89
State Bank of India CA A/c No.30859758577	47,37,843.05	23,37,020.05
State Bank Of India A/c No. 7977	65,470.79	-
	58,26,304.73	32,51,225.94

ss/-

AA

THE UNION CHRISTIAN COLLEGE, ALWAYS

	As at 31st March,2024 Rs.	As at 31st March,2023 Rs.
<u>ANNEXURE: 8</u>		
<u>BALANCE IN FIXED DEPOSIT ACCOUNTS</u>		
<u>Scheduled Banks</u>		
State Bank of India	25,56,168.00	25,27,621.00
The Federal Bank Limited	28,10,934.00	28,10,934.00
Bank of India	91,12,425.22	1,02,39,467.22
North Malabar Gramin Bank	29,08,296.00	27,68,570.00
Syndicate Bank	2,83,420.42	2,67,033.42
HDFC Bank Limited	26,70,385.90	26,19,584.30
South Indian Bank Limited	89,56,772.00	84,02,655.00
	<u>2,92,98,401.54</u>	<u>2,96,35,864.94</u>
<u>With Others</u>		
HDFC Limited	35,79,608.37	36,02,755.47
6 year National Savings Certificate	5,000.00	5,000.00
	<u>35,84,608.37</u>	<u>36,07,755.47</u>

ANNEXURE: 9**CAPITAL ADVANCES**

Self Financing Course building	1,00,000.00	1,00,000.00
Library Building	15,14,374.00	14,30,414.00
Capital Advance (International Guest House)	1,33,856.00	1,33,856.00
Capital Advance (MB Block)	9,000.00	9,000.00
Bindhu M (Womens Hostel)	59,500.00	59,500.00
Baiju K.P (AB block)	4,52,914.00	6,15,000.00
Twincy Varghese	1,83,361.00	-
Eldo Varghese (C.T.Benjamin Hostel)	3,41,800.00	1,36,800.00
	<u>27,94,805.00</u>	<u>24,84,570.00</u>

ANNEXURE: 10**ADVANCES TO DEPARTMENT/STAFF****A) DEPARTMENTS**

DR.A.V Alex	4,107.00	4,107.00
Bindu M (Dept Of Phy.Edn)	18,632.00	58,632.00
Syna Susan Abraham (Dept. Psych)	25,000.00	25,000.00
Tresa Divya Tj (Hist)	46,225.12	46,225.12
Manju M George (Dept of Botany)	2,60,000.00	60,000.00
K.S. Narayanan	-	5,000.00
Rosamma	-	-
Dr. Ancy Eapen	-	-
Sebastian Joseph	-	-

ss/-

THE UNION CHRISTIAN COLLEGE, ALWAYS

	As at 31st March,2024 Rs.	As at 31st March,2023 Rs.
Anila E I	-	-
THARA SIMON ADV/RF	6,000.00	6,000.00
Kurian C Soman	15,000.00	15,000.00
Anil Kumar (Dept of Botany)	2,49,000.00	86,000.00
Nino Baby	66,000.00	66,000.00
Jenee Peter (History Dept.) Adv/Rf	1,99,410.00	40,260.00
Divya P B (MCA Dept.)	-	-
Madhu (Dept of Physics) Adv/Rf	1,000.00	1,000.00
Minu Joys	-	-
Seena Mathai(Psychology) Adv/Rf	29,950.00	14,200.00
Soni Varghese Adv/Rf	7,000.00	-
Asha Baby Mathews	-	30,000.00
Dr Neelima Renjith	52,000.00	35,000.00
Jenish Paul (Dept of Chemistry)	-	-
JayaDeep Phy.Edu (Adv/Rf)	-	-
Dolly Kuriakose Adv/Rf	-	-
Main Warden Skinner Hostel Mess Adv/Rf	2,10,000.00	1,20,000.00
Dr. Sareen Sarah John	18,443.00	18,443.00
Cijin K Paul (Computer Science)	1,00,000.00	1,50,000.00
Vidhya ravindranathan	7,000.00	7,000.00
Bindu M (Sports Hostel) Adv/Rf	15,40,791.00	7,17,041.00
Mini Alice Adv/Rf	50,000.00	-
Dr Vidhu Narayanan Hod,Dept Of Malayalam	10,000.00	-
Sherna Mohan,Hod Mca Dept	41,776.00	-
Ruby Elsa Jacob,Dept Of Hindi,Adv/Rf	8,000.00	-
Dr.Alex Mathew Adv/Rf	1,800.00	-
Janisben Bino	28,000.00	-
TOTAL (A)	29,95,134.12	15,04,908.12

B) STAFFS**Non Teaching Staffs**

Varghese Paul (ICIT)	1,22,645.00	1,85,145.00
Ajitha K.V	33,500.00	57,500.00
Anitha G (L.G.S)	10,000.00	13,000.00
Kumari K.A	24,000.00	7,500.00
Sathi T	13,500.00	10,500.00
Lalitha	11,000.00	9,000.00
Paul P K	15,500.00	11,000.00
Radhakrishnan - (Security)	6,000.00	-
Mani M C ADV/RF	-	20,000.00
ss/- Ravikumar Watchman Adv/RF	6,000.00	4,000.00

THE UNION CHRISTIAN COLLEGE, ALWAYS

	As at 31st March,2024 Rs.	As at 31st March,2023 Rs.
Satheesh Chandran S R (MCA) ADV/RF	-	-
Kala (Gardener)	1,00,450.00	65,750.00
Main Warden Skinner Hostel Mess Adv/Rf	-	-
MATHEW T.J	3,926.80	3,926.80
Mohanan (Labourer)	4,000.00	4,000.00
Pradeep (Carpenter)		3,000.00
RATHY	12,000.00	8,000.00
RITA C.V (LIB. AST.) ADV/RF	6,000.00	9,000.00
Sunil Kumar T	6,470.00	1,320.00
Chandran K P Adv/RF(Works Dept)	10,000.00	10,000.00
Divya M D Adv/Ref		-
GOPALAN (Carpenter)	51,000.00	51,000.00
Pradeep (Canteen)	91,000.00	91,000.00
Renju Chandran		-
Mani(Mess staff)	2,000.00	2,000.00
Salini(Mess staff)	12,000.00	12,000.00
Shyla (Mess Staff)	12,000.00	12,000.00
Dr. Sangeetha P (BSM-Physical Edu.)		-
Dr. Sareen Sarah John		-
Cijin K Paul (Computer Science)		-
Kurian Paul (Gardener) Adv/Ref		-
Vishnu Viswanath (Student 3rd Psychology)		-
Surendran (Chacko Hostel Cook)	18,000.00	18,000.00
Usha Devi	2,000.00	2,000.00
Dileep Kumar (Security Staff)	6,000.00	3,500.00
Saranya Adv/Rf (Non Teaching Staff)		4,000.00
Femi Anna Thomas		-
Reshmi Santhosh (Day care)	13,000.00	16,000.00
Usha Rajeev, Hostel Cleaning Staff	2,000.00	4,000.00
Vidhya ravindranathan		-
Neenu Johnson (Mba Librarian) Adv/Rf	-	1,000.00
Joshi paul	12,258.00	12,258.00
Cheriyank George	10,000.00	10,000.00
Amith Jacob	19,000.00	16,000.00
SREESAN(CANTEEN STAFF)	4,500.00	6,500.00
Suresh Babu		9,000.00
Vishnu Viswanath (Student 3rd Psychology)	6,490.00	6,490.00
Kumar Ad/Rf	13,500.00	-
Jithin J Varghese (PRO)	4,586.00	-
Saiju P.S (Watchman) Adv/Rf	3,000.00	-
ss/- Sangeetha G Adv/Rf	51,500.00	-

47

THE UNION CHRISTIAN COLLEGE, ALWAYS

	As at 31st March,2024 Rs.	As at 31st March,2023 Rs.
Rahana Mol	21.00	-
Suni K P (Canteen)	8,000.00	-
Paul K C	4,000.00	-
Sunitha T C (Office)	73,500.00	-
	8,04,346.80	6,99,389.80
<u>Guest Lecturer</u>		
Ancella Roy (Dept. of Psychology)	16,000.00	16,000.00
Dhanya Chandran(History)	-	32,500.00
Divya Divakaran	15,000.00	15,000.00
Dr. Anju Lakhumna	50,000.00	50,000.00
Jini Jimmy (Zoology)	-	25,000.00
Lavesh P A (Malayalam)	10,000.00	10,000.00
Sangeetha M S Dep History	37,500.00	37,500.00
Sajna Kareem (History)	2,500.00	32,500.00
Dr.Niladevi K N (Zoology)	-	95,000.00
Jisna Varghese(Chemistry)	5,000.00	5,000.00
Merin P Johny	-	40,000.00
Nimisha Kaladharan	25,000.00	25,000.00
Rafiy Muhammed (Botany Dept.)	60,000.00	60,000.00
Resmi K R (Dept. Chemistry)		55,000.00
Sreedevi N.M	15,000.00	15,000.00
Fadeela C.U Department Of Chemistry	8,000.00	8,000.00
Hima J Menon (History)	6,000.00	6,000.00
Isha S R	1,000.00	1,000.00
Issac Paul	5,000.00	5,000.00
Jis Mary Jose	36,000.00	36,000.00
Jismy Varghese(Maths)	7,920.00	7,920.00
Neethumol Varghese Dept Of Chemistry	20,000.00	20,000.00
Reshmi P (Psychology)	4,000.00	4,000.00
Neethu T Vijayan Dept Of. Botany	35,000.00	35,000.00
Sreeram P K, Dept Of Botany		25,000.00
Dr. Priya M P , Dept. of Botany	15,000.00	15,000.00
Dr.Sony Devassy Adv/RF (Dept of Zoology)	40,000.00	40,000.00
Sruthy Shaji (Guest Lecturer Dept. of Maths)		20,000.00
Dr.SHELA MARY VARGHESE (DEPT OF HISTORY) ADV/RF	15,000.00	15,000.00
MARIA MATHEWS (DEPT OF ENGLISH) ADV/RF	15,000.00	15,000.00
Ann Pearl Saju , Physical Education (Adv/Rf)	35,000.00	35,000.00
ATHIRA P KUMAR (DEPT OF HISTORY)ADV/RF	15,000.00	15,000.00
Dileep C N , Physical Education (Adv/Rf)	2,80,000.00	1,30,000.00
REENU S JOHN (DEPT OF ENGLISH) ADV/RF		15,000.00
Rincy Josephine K J (Dept of Maths), Adv/Rf	15,000.00	15,000.00
Amith Jacob		-
Ajay Gopal, Assistant Professor BSM Adv/Rf	2,50,000.00	1,15,000.00

SS/-

THE UNION CHRISTIAN COLLEGE, ALWAYS

	As at 31st March,2024 Rs.	As at 31st March,2023 Rs.
Sanjo Stephen (Mechanic - Physics) Adv/Ref		-
SAIJU P.S (WATCHMAN) ADV/RF		-
SUMA S MCA DEPT		-
SREESAN(CANTEEN STAFF)		-
Suresh Babu		-
Saneesh Kumar V G (Dept of Maths), Adv/Rf		15,000.00
Sainaba A A,Guest Lecture Dept Of Botany		30,000.00
Sonia Sunny,Guest Faculty Dept Of Physical Educatio	1,23,800.00	30,000.00
Soumya P R ,Dept of Malayalam Adv/Rf	70,000.00	30,000.00
Sreeja S Nair,Guest Faculty,Dept Of History	80,000.00	35,000.00
Swathy K N Guest Lecture Maths Adv/Rf	15,000.00	30,000.00
Uma A V,Dept Of Eng,Guset Lecture	65,000.00	25,000.00
Ann Mary B,Guste Lecture Dept Of English	25,000.00	25,000.00
Dr. Aijo John K Dept of Physics	60,000.00	60,000.00
Hanu G Das (Assit. Prof. Dept. History)	90,000.00	45,000.00
Sincy P Varghese Dept of Zoology		10,000.00
BinuSusan Paul , BSM Adv/Rf	65,000.00	65,000.00
Dhanush B Danes (Dept of Zoology)	50,000.00	25,000.00
Jose babu BSM	5,000.00	5,000.00
JayaDeep Phy.Edu (Adv/Rf)		1,10,000.00
Dr. Sangeetha P (BSM-Physical Edu.)	10,000.00	10,000.00
Femi Anna Thomas	65,000.00	10,000.00
Alna Rose Guest Lecturer (BSM)	1,50,000.00	-
Assir P Urameen Guest Faculty Physical Edu	65,000.00	-
Athira Venu ,Guest Lecture,Dept Of Zoology	25,000.00	-
Bithiyah Joy, Dept Of Maths	30,000.00	-
Grace Moses,Department Of Statistics	30,000.00	-
Haripriya H K (Guest Lecturer BSM)	1,20,000.00	-
Mary Shyma P M (Guest Lecture Dept of Physics)	70,000.00	-
Savadh K S	5,000.00	-
Sonat Joseph (Dept Of Zoology)	15,000.00	-
Akhil T V (CME Dept.)	10,616.00	-
Anumol Jose (Dept. of Botany)	25,000.00	-
Dr. Divya Susan Philip (Dept. of Chemistry)	2,000.00	-
Dr. Sreeja J ,Guest Lecture Dept Of Malayalam	35,000.00	-
Rakesh Jose, Guest Lecture Dept of English	20,000.00	-
Jenish Paul (Dept of Chemistry)	37,755.96	-
	24,03,091.96	16,51,420.00
Project Advance		
Reshmi R (Physics)	1,680.00	1,680.00
Rima Joseph (Mess In Charge Ladies Hostel)	2,90,145.00	2,80,145.00
	2,91,825.00	2,81,825.00
TOTAL (B)	34,99,263.76	26,32,634.80
TOTAL (A) + (B)	64,94,397.88	41,37,542.92

SS/-

THE UNION CHRISTIAN COLLEGE, ALWAYS

	As at 31st March,2024 Rs.	As at 31st March,2023 Rs.
<u>ANNEXURE: 11</u>		
<u>DEPOSITS:</u>		
Deposit with K.S.E.B	2,03,517.15	2,03,517.15
Additional Deposit with KSEB	1,39,660.00	1,39,660.00
Telephone deposit	3,945.00	3,945.00
Deposit with AICTE	53,500.00	53,500.00
L.P.Gas deposit	12,00,000.00	12,00,000.00
Deposit with water authority	3,000.00	3,000.00
	16,03,622.15	16,03,622.15

ANNEXURE: 12**TUTION FEE REFUNDABLE**

Jobin O Sebastian	20,000.00	20,000.00
Neenu Ravikumar	13,000.00	13,000.00
Nitheesh Devaraj	85,140.00	85,140.00
Rahul P U	9,500.00	9,500.00
Keerthi Prasad	9,500.00	9,500.00
Rohith N V	11,250.00	11,250.00
Buttiya M S	15,000.00	15,000.00
Shintu Nayarsey	35,000.00	35,000.00
Genny PS	35,000.00	35,000.00
Rohith N V	11,250.00	11,250.00
Vivek S Kumar	22,500.00	22,500.00
Meera P M	22,500.00	22,500.00
	2,89,640.00	2,89,640.00

ANNEXURE: 13**INCOME TAX DEDUCTED AT SOURCE:**

College	88,202.16	90,835.16
Management	6,63,512.95	5,22,574.05
	7,51,715.11	6,13,409.21

ANNEXURE: 14**AMOUNT PAYABLE TO TEACHING AND NON
TEACHING STAFF****Teaching & Non-Teaching Staff Salary Payable**

Sreenivasan	1,200.00	1,200.00
Manju M George	600.00	600.00
Racheal Reena Philip	1,601.00	1,601.00
Rajani Jacob	500.00	500.00
Anil Kumar	1,000.00	1,000.00
Anila E I	1,000.00	1,000.00
	5,901.00	5,901.00

ss/-

THE UNION CHRISTIAN COLLEGE, ALWAYE

	As at 31st March,2024 Rs.	As at 31st March,2023 Rs.
<u>ANNEXURE: 15</u>		
<u>FEES ADVANCE</u>		
BT&SP Fee Advance	10,000.00	10,000.00
MBA Tutition Fees Advance	3,14,000.00	3,14,000.00
MCA Tutition Fee Advance	1,12,744.00	1,10,864.00
B.Com Tutition fee pending refund	17,455.00	3,500.00
M.Sc Biotechnology Tutition Fee Advance	50,000.00	50,000.00
Hostel Fees Advance	1,30,500.48	-
	6,34,699.48	4,88,364.00

ANNEXURE: 16**RETENTION MONEY FROM CONTRACTORS**

Sion Builders	1,96,735.00	1,96,735.00
Tech Mate Fire Safety & Security	1,72,448.00	1,72,448.00
M V Jose	1,28,936.00	8,000.00
MVS Glob Soft Solution Pvt Ltd	19,500.00	25,000.00
Envis Heights Pvt Led	25,000.00	1,28,936.00
Green Tech	11,400.00	-
	5,54,019.00	5,31,119.00

GROUPINGS TO ACCOUNTS FOR THE YEAR ENDED 31.03.2024**GROUPINGS TO INCOME & EXPENDITURE ACCOUNT****ANNEXURE: 17****COLLECTION FROM HOSTELS :****Women's Hostel:**

	<u>For the year ended</u> <u>31.03.2024</u>	<u>For the year ended</u> <u>31.03.2023</u>
Room rent	8,62,360.00	8,25,740.00
Establishment fee	30,23,956.00	29,59,770.00
Fine for late payment of hostel fees	20,643.00	21,271.00
Application fee for Hostel admission	4,500.00	5,730.00
Computer fee	29,170.00	22,620.00

Sports Hostel:

Application fee for Hostel admission	-	30.00
Committee fees	-	90.00

Chacko Hostel (Men's Hostel)

Room rent	1,41,170.00	51,990.00
Establishment fee	2,68,855.00	1,37,055.00
Fine for late payment of hostel fees	2,159.00	1,114.00
Application fee for hostel admission	420.00	360.00
Committee fees	8,705.00	3,650.00
	<u>43,61,938.00</u>	<u>40,29,420.00</u>

ANNEXURE: 18**RENT RECEIVED FROM LET OUT BUILDINGS:**

Staff Quarters	7,78,060.00	5,81,385.00
Post Office	30,000.00	22,500.00
Credit Co-operative Society	9,240.00	5,760.00
South Indian Bank Limited	66,000.00	66,000.00
Canteen	1,01,600.00	60,600.00
Reprographic Centre	48,000.00	48,000.00
T.B. Ninan Hall	5,280.00	840.00
M. L Pankajashi Seminar Hall	15,000.00	-
Vma Hall	8,010.00	8,350.00
	<u>10,61,190.00</u>	<u>7,93,435.00</u>

ANNEXURE: 19**ELECTRICITY AND WATER****CHARGES COLLECTED:**

Reprographic Centre	<u>11,292.00</u>	<u>10,102.00</u>
	<u>11,292.00</u>	<u>10,102.00</u>

GROUPINGS TO ACCOUNTS FOR THE YEAR ENDED 31.03.2024GROUPINGS TO INCOME & EXPENDITURE ACCOUNT

<u>ANNEXURE: 20</u>	<u>For the year ended</u>	<u>For the year ended</u>
<u>MISCELLANEOUS INCOME:</u>	<u>31.03.2024</u>	<u>31.03.2023</u>
Sale of application form	3,65,161.00	3,10,965.00
Sale of article	1,19,736.00	58,678.00
Sale of Firewood		23,300.00
Tender Fee Income	6,500.00	5,500.00
Transcript	4,500.00	5,500.00
Furniture Breakage collected		
Farming (Net)	3,320.00	7,465.00
Sundry income	4,38,611.03	2,20,977.74
Overhead Charges Received		-
Library Fine		
Film Shooting (Income)	6,00,000.00	1,00,000.00
Fellowship		16,300.00
Interest on KSEB Deposit		700.00
Student Verification Fees	1,700.00	5,859.00
Library due	7,529.00	-
ID Card	17,717.00	7,986.00
Computer Processing fees		39,500.00
Basket Ball Tournament		-
University Fee		-
Convenience Fee		
Common Dues	81,150.00	70,700.00
Valuation Camp	25,000.00	25,000.00
Bus concession fees	2,480.00	3,200.00
CH fine		1,114.00
Light and water from Ncc		8,000.00
MBA Alumini fund		1,500.00
Neenu Thomas (Dept. of History)		1,000.00
Rent From Firing Range	5,000.00	10,000.00
Rent From Mithrapuram	2,000.00	-
Rent From Generator		2,400.00
Cricket association	1,26,800.00	2,53,020.00
Fellowship intent		38,700.00
Right To Information Fee	160.00	190.00
Thanalidam (Net)	1,93,047.00	2,000.00
Data Entry	18,833.00	
Souvenir Committee	87,960.00	
Karate Academy	10,000.00	
Overhead received	1,52,819.00	
Award received from MG University	30,000.00	
	<u>23,00,023.03</u>	<u>12,19,554.74</u>

GROUPINGS TO ACCOUNTS FOR THE YEAR ENDED 31.03.2024**GROUPINGS TO INCOME & EXPENDITURE ACCOUNT****ANNEXURE: 21****INTEREST RECEIVED ON FIXED DEPOSITS:-**

From HDFC Ltd	60,895.50	10.20
From Others	10,72,102.50	12,27,472.40
	<u>11,32,998.00</u>	<u>12,27,482.60</u>

ANNEXURE: 22**DONATIONS RECEIVED:**

Donation from well wishers	1,35,000.00	5,000.00
	<u>1,35,000.00</u>	<u>5,000.00</u>

ANNEXURE: 23**SALARY AND ALLOWANCES:**

	<u>For the year ended 31.03.2024</u>	<u>For the year ended 31.03.2023</u>
Manager's allowance	1,80,000.00	1,80,000.00
Management staff salary	28,90,462.00	20,86,936.00
Hostel staff Salary	29,36,603.00	23,86,401.00
Salary to Guest Faculty (Aided)	75,200.00	1,86,230.00
Salary Paid to Attendance Entering Staff		15,000.00
Salary to Library Staff	5,07,338.00	3,33,400.00
Salary to PRO	4,09,656.00	3,30,100.00
Salary to Thanalidam Staff	30,400.00	-
	<u>70,29,659.00</u>	<u>55,18,067.00</u>

ANNEXURE: 24**CONTRIBUTION TO PROVIDENT FUND AND OTHER FUNDS**

EPF-Management Staff	1,35,922.11	2,75,311.00
EPF-Hostel Staff	2,07,970.46	2,58,442.00
EPF-Watching and cleaning	2,72,254.88	1,97,413.00
ESI-Watching and cleaning	72,033.67	18,893.00
ESI Contribution Management staff	24,043.67	3,14,193.00
ESI-Hostel Staff	54,143.33	17,013.00
	<u>7,66,368.12</u>	<u>10,81,265.00</u>

ANNEXURE: 25**STAFF WELFARE EXPENSES**

Staff Welfare Expenses	47,170.00	-
	<u>47,170.00</u>	<u>-</u>

ANNEXURE: 26**REPAIRS AND UPKEEP OF COLLEGE ASSETS:**

College Building & other repairs	95,72,200.00	26,93,792.00
Chapel Repairs	1,40,966.00	3,450.00
Photostat Machine Repairs	-	3,000.00
Hostel Building repairs	14,94,162.00	3,92,381.00
Staff Quarters repairs	5,49,880.00	1,58,667.00

GROUPINGS TO ACCOUNTS FOR THE YEAR ENDED 31.03.2024**GROUPINGS TO INCOME & EXPENDITURE ACCOUNT**

Water System repairs	1,42,688.00	1,85,796.00
Electric System repairs	7,01,307.00	4,56,281.00
Computer Maintenance Charges	5,04,962.00	1,65,163.00
Library Development Expenses	11,34,670.00	34,315.00
Canteen renovation	13,12,002.00	3,11,927.00
AMC charges for TCS software	48,498.00	54,870.00
Football ground	-	5,600.00
Parking area	6,27,035.00	8,13,706.00
Printer repairs	48,796.00	27,178.00
Overhead charges	-	86,900.00
University Fee at the Time of Admission	-	8,327.80
N R Block	1,65,945.00	-
Rain water harvest	1,40,476.00	-
VMA Hall	16,76,978.00	-
	<u>1,82,60,565.00</u>	<u>54,01,353.80</u>

ANNEXURE: 27**PRINTING AND STATIONERY (NET)**

Office	3,01,465.00	3,81,743.00
Ormakootu book printing charges collected	-	(250.00)
	<u>3,01,465.00</u>	<u>3,81,493.00</u>

ANNEXURE: 28**HOSTEL AND MESS ESTABLISHMENT EXPENSES:**

Women's hostel establishment expenses	3,91,734.00	2,75,499.00
Chacko hostel establishment expenses	2,68,361.00	1,40,421.00
	<u>6,60,095.00</u>	<u>4,15,920.00</u>

ANNEXURE: 29**EXPENDITURE OF SELF FINANCING COURSES**

Affiliation Fee	93,980.00	77,426.00
Administrative Fee	5,20,615.00	4,01,660.00
M.Sc. Bio-Technology	1,75,994.00	17,96,034.00
M.Sc. Bio-Informatics	20,91,385.91	16,54,854.00
B.Sc. Computer Maintenance	19,66,462.93	26,78,775.00
BSc. BT & SP Course	38,02,080.82	14,01,904.00
BioScience	19,23,353.30	2,87,004.00
B.A. History Archaeology & Museology	1,62,224.00	1,41,450.00
B.Commerce	39,30,224.33	34,24,990.00
Master In Business Administration (MBA)	78,27,375.58	49,07,219.90
Master in Computer Application (MCA)	1,17,21,614.01	1,04,54,558.00
	<u>3,42,15,309.88</u>	<u>2,72,25,874.90</u>

GROUPINGS TO ACCOUNTS FOR THE YEAR ENDED 31.03.2024GROUPINGS TO INCOME & EXPENDITURE ACCOUNTANNEXURE: 30MISCELLANEOUS EXPENSES:

Campus Beautification expenses	7,68,561.00	8,73,430.00
Election expenses	45,434.00	36,992.00
Founder's Day Address	37,465.00	-
Internet charges	666.00	3,545.00
Self Financing Sports expenses	1,09,351.00	1,16,510.00
New Courses Expenses	62,590.00	9,598.00
Inspection Fee	3,950.00	3,950.00
IQAC Income \ Expense	1,58,618.00	91,596.00
Standing Council Expenses	49,150.00	40,674.00
Governing body and council expenses	34,215.00	35,713.00
Sundry Expenses	7,85,898.92	7,06,254.00
Botanical Garden Maintenance	4,81,437.00	-
Placement Cell expenses	3,84,525.00	2,05,259.00
Marginal Increase Fee	22,050.00	84,000.00
Day care Center Expense (Net)	1,66,150.00	1,57,800.00
UCCAANA INC/EXP	1,34,650.00	2,04,860.00

For the year ended
31.03.2024

For the year ended
31.03.2023

Guest expenses	43,495.00	-
Auditing Objection		-
Endowment Income/ Expense	2,93,203.00	2,03,670.00
Physical Education Expenses		-
Manager Expenses (Telephone Charges)	4,273.00	11,808.00
Self Financing Block Shifting		-
OLD STUDENTS&WELLWISHERS CONTRIBUTION		-
MCA Rain water Harvest		-
Lease network	2,25,289.75	4,89,013.68
Website Expenses	1,80,719.00	3,36,654.00
Right To Information Fee		-
Fellowship Intent		-
Cricket Association		-
Recording Room		-
Manager's Discretionary Fund	1,12,597.00	75,070.00
Staff Selection Expenses	2,07,828.00	1,52,667.00
College Union (For Arts festival) Expenses	85,000.00	80,000.00
KCC Subscription	12,000.00	-
Youth Festival Expenses		30,000.00
Religious Expense	50,106.00	46,255.00
Mess Utensils		21,460.00



GROUPINGS TO ACCOUNTS FOR THE YEAR ENDED 31.03.2024GROUPINGS TO INCOME & EXPENDITURE ACCOUNT

Admission Fee		1,335.00
Autonomy	50,016.00	84,718.00
Compliant Fees		16,017.00
ICU Japan Expenses(Net)	12,388.00	47.00
Charity	1,00,175.00	42,650.00
B.com Seminar sexpense		12,199.00
B.com Tution fees refund		11,250.00
Bsc Psychology- Anti Narcotic Club	3,580.00	8,675.00
Cup of Life		1,300.00
Cloth banner flowers etc		1,375.00
Faculty development programme	10,350.00	44,613.00
Grant to SCF		3,000.00
Independance day expenses	6,750.00	9,800.00
Water testing charges	-	6,600.00
Leaders Meet expenses	22,904.00	28,440.00
Management grant to library		3,500.00
NAAC	13,57,597.00	32,492.00
National Seminar (Economics Dept.)		78,972.00
National Symposium	40,000.00	25,000.00
	For the year ended	For the year ended
	31.03.2024	31.03.2023
Principal Selection and nomination expenses		1,43,188.00
Self financing cource NOC	10,000.00	6,960.00
Seminar Expenses	53,792.00	5,500.00
Subscribtion	5,149.00	1,000.00
Application fees refund		1,000.00
GST late fees		238.00
Honorarium	1,895.00	-
OSA inc/exp	1,55,607.00	31,875.00
Data entry expenses		10,000.00
TDS paid		4,683.00
CUAC Seminar Expenses	1,27,640.24	-
NSS	15,000.00	-
Tennis Academy Expenses	24,650.00	-
Documentary Expenses	10,28,241.00	-
Electrical Inspection Fees	57,570.00	-
Financial Support to Students	1,17,202.00	-
UBCHEA Visit	1,63,948.00	-
RCM GST paid	-	5,68,780.31
	78,23,675.91	52,01,985.99